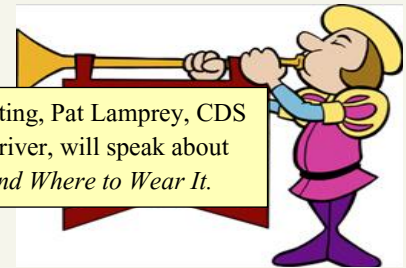




Driving Lines

WWW.COLORADODRIVINGSOCIETY.PBWORKS.COM

At the September 10 Membership Meeting, Pat Lamprey, CDS Board Secretary and veteran carriage driver, will speak about carriage driving attire: *What to Wear and Where to Wear It*.



MARK YOUR CALENDAR

September 10 Membership Meeting
 September 13 Greenland Open Space Drive
 October 4 The Blue Jeans Show
 October 31 Halloween Poker Run
 See the full 2015 Calendar of Events on page 2

President's Message

Hi Everyone,

Hope everyone had a great time at the Non-A-Thon. We had 8 turnouts and everyone seemed to enjoy. I want to put out a special thanks to Sara Johnson and the three gals from the Douglas-Elbert County Horse Council who helped out as volunteers.

We hope we'll see you at the upcoming Greenland Open Space Drive on September 13th and the Blue Jeans Show on October 4th at Salisbury Park. It is going to be an awesome event.

We'd also like to see everyone come out on September 10th for our monthly meeting. This month's speaker will be Pat Lamprey, giving us a presentation on *What to Wear and Where to Wear It*. We hope you will all attend.

Fred Wehrli

In this issue:

	Page
2015 Calendar of Events	2
Monthly Membership Meeting Agenda	3
Non-A-Thon report and photos	4
Halloween Poker Run	5
Board Vacancy	6
Driving Digest wins award	6
RMCC Fall Follies.....	6
Scores for 20 Mile House CDT	7
Greenland Open Space Drive.....	8
Blue Jeans Pleasure Show.....	9-15
Reminders for Event Organizers	16
CDS Board, Officers, and Committee Chairs	16
Advertising rates	16
Advertisements.....	17
CDS Membership and Renewal Form	18

It's not too late to pay your CDS dues and renew your membership for the 2015 calendar year!

Please print and fill out the form on the back page.

Make your check payable to the *Colorado Driving Society* and mail to: Colorado Driving Society,

c/o Marie Harrity

PO Box 1565

Elizabeth, CO 80107



CDS Schedule for 2015

Please check the CDS website and monthly newsletter to confirm event details

Month	Day	Time	Event	Location	Coordinator
Sep	10	7pm	CDS General Membership Meeting	Franktown Firehouse	CDS Board, 303-688-0553
Sep	13		RMCC 2nd Sunday drive	Silverwhip Acres, 970-231-1622	RoBerta Kanstad 970-231-1622
Sep	13	10am	CDS Greenland Open Space Drive	Greenland Open Space	Bob Ripple, 303-681-2574
Sep	19		RMCC Alternative Fun Driving Competition	Silverwhip Acres, 970-231-1622	RoBerta Kanstad 970-231-1622
Sep	27		RMCC Fall Follies 1 day HD	Bay Breeze Farm, 7763 E. County Rd 16, Loveland, CO 80537	Nancy Bruckhauser 970-245-0806
Oct	4	9 am	CDS Blue Jeans Show	Salisbury Equestrian Park, 11920 N Molsenbocker Rd, Parker, CO 80134	Susie Haszelbart, 303-882-2462
Oct	8	7pm	CDS General Membership Meeting	Franktown Firehouse	CDS Board, 303-688-0553
Oct	11		RMCC 2nd Sun drive	Silverwhip Acres, 970-231-1622	RoBerta Kanstad 970-231-16
Oct	13		Highlands Ranch Fun Drive	CANCELLED (Hunting Season)	Carla Baca
Oct	31	10 am	CDS Halloween Poker Run Drive	Salisbury Equestrian Park, 11920 N Molsenbocker Rd, Parker, CO 80134	Heike Bartlett, 719-359-7335
Nov	14		CDS Planning Meeting	TBD	CDS Board, 303-688-0553
Dec	12		Parker/CDS Christmas Parade	Parker	Parker/CDS
Dec	13		CDS Christmas Party	TBD	CDS Board, 303-688-0553

Silver Whip Acres is the boarding and training facility of Geir and RoBerta Kanstad, located east of Ft. Collins, where the RMCC holds some of their driving events. Directions: Take I-25 North to the Ault exit (Hwy 14 East) to County Road 3, (Approximately 1.5 miles) turn left (North) go 1.5 miles, property is 3rd on the left after you cross County Road 48. www.rockymountaincarriageclub.org/

Colorado Driving Society

September 10
General Membership Meeting
 7:00 PM

All members are encouraged to attend monthly general membership meetings.

A guest speaker will be featured.
 Coffee and desert will be served.

Get to know fellow club members,
 learn more about carriage driving
 and help plan club events.

Please call Fred Wehrli
 303-688-0553
 to tell him you are coming
 so we will have enough
 dessert and coffee.

Location:

Franktown Firehouse
 1959 S State Highway 83
 Franktown, CO 80116
 Southwest of the intersection of
 Hwy 83 (Parker Rd) and Hwy 86.

**A G E N D A****Call to Order**

Introductions all around

Officers and committee chairs:

President - Fred Wehrli
 Vice President & Education Chair - Cathy Allen-Shinn
 Secretary & Event Coordinator - Pat Lamprey
 Treasurer & Equipment Coordinator - Marie Harrity
 Membership - Sandy Clayton
 Newsletter & Volunteer Coordinator - Susan Tyler
 Facebook & Social Media - Al Senzamici
 Marketing - Debbie Terry

Past Events:

Non-A-Thon: Aug 30 Fred & Jan Wehrli

Upcoming Events:

September 13 **Greenland Open Space Drive**
 Bob Ripple

October 4 **The Blue Jeans Show**
 Susie Haszelbart

Other New Business

Nominations for Election

Nov 14 CDS Planning Meeting

Speaker:

Pat Lamprey will speak about carriage driving attire:
What to Wear and Where to Wear It.

Correspondence

Dessert for Next Month:

Adjourn

Great Day for a Non-A-Thon

Sunday was a fabulous day and the 8 participants all seemed to have a great time although there was some confusion over a dressage test that was left up to interpretation. The cones course, designed by Sara was a challenge and the hazards seemed to be just fun.



Rita Nothstein took top honors in miniature dressage and Suzie Haszelbart in the horse division. In cones, Marilyn Bosco took the MINIS and again it was Suzie Haszelbart. Since Suzie had already won in dressage, she gave up her prize to second place Margie Liliestedt.



We want to thank our wonderful volunteers Sara Johnson, Suzie Tiller, Sue Kalamen and Sherry Helmeke for all their work in setting everything up and to Pat Lamprey for coming out to help get everything organized.

Fred & Jan Wehrli



Photos:
Fred Wehrli
and Bob Bosko

CDS EVENT: HALLOWEEN POKER RUN | SATURDAY, OCTOBER 31 | SALISBURY EQUESTRIAN PARK | PARKER, CO



Halloween Poker Run

A fun driving event with costumes and prizes



10 am, Saturday, October 31

Salisbury Park

11920 N. Motsenbacker Road, Parker, CO

Hosted by Heike Bartlett

Please RSVP to Heike at Paws.n.hoofs@gmail.com

- ♦ Sign in upon arrival, get your entry number and sign a release.
- ♦ Free to all CDS members. Non-members: \$25 membership fee.
- ♦ Bring your own lunch/refreshments and chairs.
- ♦ Prizes for best costume and best poker hand, and Halloween treats for the horses, all provided by our generous host!
- ♦ Please keep everyone's safety in mind when designing costumes

The Deal:

You will drive a course of cones and obstacles looking for containers at 5 locations. (You may or may not be told where the containers are. They're often in the obstacles.)

In each container are playing cards - possibly wrapped in colored paper so you can't look for the "best" cards. You pick one card from each container (one of each color wrapper).

You may also have the opportunity to win a wild card to improve your poker hand.

When everyone is back and unhitched, everyone unwraps their cards. Best poker hand wins a prize.

Pictured below are some entries from past events.



CDS Seeking to Fill Vacant Board Member Seat

We are looking for an enthusiastic and energetic member of our club to fill a vacant seat on the CDS board of directors.

One of our board members, Ruth Johnson, has moved to Tennessee and resigned from our board.

If you are interested in taking an active roll in our club leadership, please contact Fred Wehrli at 303-688-0553 or wehrli@springmeadowfarm.com.

See page 16 about the current board of directors.

Rocky Mountain Carriage Club Event

Fall Follies HDT

September 27 (Entries close Sept 17)

This year, Fall Follies will be held at Bey Breeze Farm and will include dressage, cones, and arena hazards. The gates will open at 6:30 am. Bey Breeze Farm is at 7763 E. County Rd 16 in Loveland, CO.

For questions call Nancy Bruckhauser (303) 431-7286, nbruck@earthlink.net.

See www.rockymountaincarriageclub.org/ for entry form. See RMCC newsletter for description.



OVERALL PUBLICATION WINNER Driving Digest

Ann Pringle, Editor
Linda Yutzy-2infinity Design, Art Director
Published by Pringle Publications

Driving Digest blends clean, balanced design with editorial content that is as compelling and informative as it is simply, well, a hoot to read. There's something to be said for the consistency of quality in the writing and editing across multiple editions. The authors and their editors deserve generous praise for their skill in weaving humor, quantitative information, history, wit, and so much more into every piece in the samples provided. While all entries in this class received high marks for their work in meeting the Statement of Purpose, the staff of Driving Digest seems to intuitively recognize that by providing the highest quality editorial content, the magazine is doing precisely that. While the design and layout are solid, it really was the writing and editing that put this entry over the top to earn this well-deserved award.



20 Mile House CDT July 19, 2015

	Dressage Place		Cones Place		Dressage + Cones Place		Marathon Place		Total Place	
Training Single Horse, 2-Phase										
Susie Haszelbart	49.33	1	0	1	49.33	1			49.33	1
Rebecca Melody	69.32	2	8	2	77.32	2			77.32	2
Training Single Pony/VSE										
Rita Nothstein	54.33	3	0	1	54.33	3	6.25	2	60.58	2
Karla Porter	76.46	4	3	3	79.46	4	7.5	3	86.96	4
Christine Vehrs	45.04	1	6	4	51.04	2	0	1	51.05	1
Phil Porter	50.76	2	0	1	50.76	1	21.25	4	72.01	3
Training Single Pony, 2-Phase										
Karen McCoy Loyd	55.76	2	0	1	55.76	2			55.76	2
Lillian Rogers	42.9	1	0	1	42.9	1			42.9	1
Preliminary Single Horse										
Barb Nesse	54.32	2	21	2	75.32	2	60	2	135.32	1
Ingo Wiedenhues	53.61	1	6	1	59.61	1	42.25	1	101.86	2
Preliminary Single Pony										
Laura Cummings	48.61	4	6	4	54.61	4	70.25	4	124.86	4
Lynn Schneider	42.9	2	9	5	51.9	3	55.25	2	107.15	3
Al Senzamici	31.48	1	3	2	34.48	1	50.75	1	85.23	1
Claudia Wilson	70.03	5	3	2	73.03	5	88.75	5	161.75	5
Roberta Greeno	43.61	3	0	1	43.61	2	62.75	3	106.36	2
Preliminary Multiple Horse										
Glenn McGirr	35.05	1	6	1	41.05	1	54.75	1	95.8	1
Intermediate Single Horse/Pony, 2-Phase										
Kathy Sassano	40.94	1	E	E	E	E			E	E
Thena Walton	47.28	2	15	1	62.28	1			62.28	1

CDS EVENT: GREENLAND OPEN SPACE TRAIL DRIVE | SUNDAY, SEPTEMBER 13 | LARKSPUR, CO



CDS Greenland Open Space Trail Drive - 10 am—1 pm, September 13, 2015

Greenland is part of the vast expanse of Douglas County open space you see along I-25 between Larkspur and Monument hill. It is easily accessible at exit 167 from both north bound and south bound I-25. Lots of drive-through trailer parking, a port-a-potty and a covered picnic area with really nice tables are all provided at the trailhead.

Directions: From I-25 exit 167, go west .2 mile to where road turns south. Entrance to Greenland Open Space will be straight ahead .4 mile.

The organizers will be there **before 10:00 AM**. Please plan to **arrive early enough to complete your drive by 1:00 PM**. Our picnic will follow, so **bring your lunch**. If you have any questions, give us a call.

Bob Ripple: 303-681-2574 rcjbripp@aol.com
Pat Lamprey: 303-429-7525 pat.lamprey@gmail.com
Please call so we know who is planning to come.

When you arrive, please see Bob to sign a release before the drive.

Your drive can be as long as 9+ miles or as short as you want it to be. Almost everywhere along the trail you will

be able to move off the trail to rest your equine and/or circle around to reverse direction.

Everyone from VSE to draft drivers can enjoy an interesting drive in an awesomely huge area of open space. After the first .9 mile, you will have choices. [1] You can plan to drive the entire Kipps Loop for a 8.2 mile RT (round trip) drive. [2] You can plan to drive only the lower trail. That would be a RT drive of 2.0 miles to 7.0 miles depending on when you decide to reverse direction. [3] You can plan to drive only the higher trail. That would be a RT of from 2.0 to 9.4 miles.

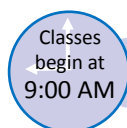
On all the trails, none of the inclines or declines are steep. There are not any scary drop-offs. Most of the trails were originally graded and spread with gravel. Over time, some erosion and re-growth of the original vegetation has occurred. As a consequence, in some areas one wheel path may be obscured and the ride can be a little rough. The trail is some what comparable to a marathon course without hazards. However, you will have no need to go fast.

Each drive participant will be using the Greenland Open Space facilities as individual members of the general public. Each of us will be obligated to obey the applicable trail and parking lot user rules and to respect the rights of others to use the facilities on an equal basis. CDS has no control over and assumes no liability with regard to the condition of those facilities or the behavior of other people in or near those facilities."

CDS EVENT: BLUE JEANS PLEASURE SHOW | SUNDAY, OCTOBER 4 | SALISBURY EQUESTRIAN PARK | PARKER, CO

Colorado Driving Society
Blue Jeans Pleasure Show

Sunday, October 4, 2015 9:00 am

At Salisbury Equestrian Park,
Parker, ColoradoShow Manager/Organizer
Susie Haszelbart
 septemberranch@wildblue.netRules and Regulations on page 14-15
 Entry Form on page 12**CLASS SPECIFICATIONS****IN THE WHITE-FENCED ARENA****WORKING PLEASURE***(It's all about the Horse)*

This is a Pleasure Driving class in which entries are judged primarily on the suitability of the horse to provide a pleasant drive. To be shown both ways of the arena at a walk, slow trot, working trot and strong trot. To stand quietly, both on the rail and while lined up, and to rein back. All entries chosen for a workout may be worked both ways of the arena at any gait requested by the judge and may be asked to execute a figure of eight.

To be judged:

70% on performance, manners and way of going of the horse(s).

20% on the condition and fit of harness and vehicle.

10% on neatness of attire.

SUPER REINSMANSHIP*(It's all about the Driver)***Test #2 on page 16**

This class is judged on the driver's skill: use of aids, control of the horse(s), accuracy, quality of transitions and gaits, with additional consideration of impressions of the turnout and driver. Entries must follow the designated track without deviation keeping red markers on their right and white markers on their left. Numbered markers with cones will be used to indicate the sequence and starting point of each element. The cones will be set at minimum 80 inches. The element begins when the horse's nose reaches the marker. A working walk, slow trot, working trot and strong trot and rein back will be part of the test.

The driver should be seated comfortably on the box so as to be relaxed and effective. Either the one or two-handed method of driving is acceptable. Common to both methods, contact with the horse's mouth should be

maintained with an elastic, supportive hand. Drivers should not be penalized or rewarded for using one general style over another. The use of the whip and the voice are important aids in driving and should be used effectively and discreetly.

Scoring:

- Each element – use of aids, control of the horse(s), accuracy, quality of transitions and gaits. (0-10 points for each element)
- Overall impression – the turnout on the condition & fit of harness and vehicle, neatness of attire. (Maximum total score = 10)
- General Impression-of the driver's posture, relaxation, confidence, and effectiveness. (Max total score = 10)

Obstacle Driving Classes

Classes
begin at
9:00 AM

ON THE POLO FIELD

PICK YOUR ROUTE OBSTACLES

To be driven over a course of obstacles (paired markers) with no set route. The number of obstacles not to exceed 20 obstacles.

Typically, obstacles in this type of class are not measured for each entry but are set at 80 inches at the start of the competition, and only reset in the event of a knockdown.

After passing through the Start markers, the driver shall

proceed through each obstacle to the designated Finish marker, choosing his/her own route. Each obstacle and the start & finish lines to be negotiated once and only once, but may be driven from either direction.

Course faults are scored as penalty seconds and are added to the driver's elapsed time. Placings are determined on a low total time basis.

TOWN & COUNTY OBSTACLES

After passing the starting line, the driver shall proceed through each obstacle in order to the designated finish line. Obstacles are set at 80 inches (2.0m) for all competitors. At least 30% of the obstacles must not be a pair of cones, but instead an obstacle that could be encountered

while out driving through town or country; i.e., mailbox and cones, trash barrel and cone, flagpole and a cone, fence section and cone, bridge, poles set like guardrails, wood piles, artificial animals (these should be set at a distance from a pair of cones to avoid frightening animals).

FAULT & OUT OBSTACLES

- a. A timed course of numbered obstacles to be driven at the trot. The number of obstacles to be proportionate to the dimensions of the driving area and not to exceed 10 obstacles.
- b. After passing through the Start markers, the driver shall proceed through each consecutively numbered obstacle, in order, until the allowed time expires (suggested time, 90 seconds to two minutes), or until an obstacle is dislodged or a disobedience occurs.
- c. If all the obstacles are driven cleanly before the allowed time expires, the driver will begin the course again, starting with obstacle #1, without having to pass through the Start markers.
- d. Two points will be scored for each obstacle cleared before the allowed time expires, a disobedience occurs or an obstacle is dislodged.
- e. When the allowed time expires, a disobedience occurs or an obstacle is dislodged, a signal will be given. The driver shall then proceed through the next consecutively numbered obstacle. The time will be taken when the rear axle clears this obstacle. If that obstacle is cleared, one point is scored. If it is dislodged, no points for that dislodged obstacle are scored, but the time is still taken.

Rules for Obstacle Classes

No salute is required before competing in any Obstacle Driving Class.

Placings for turnouts that drive double clear (no penalties and within the time allowed) will be determined by the fastest time.

Penalties

Exceeding time allowed (every second) 1 fault

Knocking down or dislodging obstacle or course marker 4 faults

Break in gait to canter

1st break to canter 5 faults

2nd break to canter 5 faults

3rd break to canter Elimination

Prolonged canter Elimination

Disobedience or groom(s) dismounting anywhere on course (cumulative over course):

1st incident 3 faults

2nd incident 6 faults

3rd incident Elimination

Starting before the signal Elimination

Failure to cross start or finish line Elimination

Failure to cross start line within one minute Elimination

Off-course Elimination

Outside assistance Elimination

Failure to carry a whip Elimination

Use of a tie-down or over check Elimination

Breakage of harness or vehicle Elimination

Blue Jeans Pleasure Show Entry

Entries Close October 1, 2015

Please use one form per entry. An entry is one horse or set of horses put to the same vehicle. A driver may enter up to 2 entries. All drivers and passengers must sign a waiver before the show begins. Junior drivers (under 18) must have a parent or guardian sign for them. **All persons who ride on your carriage or help with your horses must sign a release.**

Driver: _____ If Jr., Date of Birth: _____

Address: _____ City: _____ State: _____ Zip: _____

Phone: _____ e-mail: _____

Groom(s): _____ If Jr., Date of Birth: _____

Check
one
box
on
each
line.

☐ 2-wheel vehicle ☐ 4-wheel vehicle

☐ Single ☐ Pair ☐ 4-in-Hand ☐ Tandem ☐ Unicorn

☐ VSE _____ ☐ Pony _____ ☐ Horse _____ ☐ Draft _____ ☐ Donkey/Mule _____

Above, please check the box for type of animal, and write animal's height on the line

Breed _____ ☐ Mare ☐ Gelding No Stallions

Horse Name(s) _____

Fees: Classes - \$10.00 each or \$45 for all 5 classes

Check the classes you want to enter and fill in \$10 for each.

OR check "All classes" and fill in \$45. Classes begin at 9:00 am.

☐ All classes _____

☐ Working Pleasure _____

☐ Super Reinsmanship _____

☐ Pick Your Route Obstacles _____

☐ Town & Country Obstacles _____

☐ Fault & Out Obstacles _____

Sponsor a class \$10 _____

Non-CDS member fee - \$10 _____

____ Lunches at \$10/each _____

**To be eligible for the
championship award,
you must be entered
in all 5 classes.**

Sponsored class _____

***Mark choices below**

Please help feed our volunteers!

____ Volunteer Lunches \$10/each _____

Make checks payable to: CDS

Total Amount Enclosed: \$ _____

Mail checks & entry to: Susie Haszelbart
30100 County Road 17
Elizabeth, CO 80107

***Panera Lunch Choices:** Write number of lunches desired beside sandwich choice, choose cookie:

Sandwiches: ____ Ham & Cheese ____ Smoked Turkey ____ Tuna ____ Vegie

Cookie: ☐ Chocolate chip ☐ Oatmeal Raisin ☐ Shortbread ☐ Candy Cookie

Chips and Apple included.

Colorado Driving Society Release

The undersigned fully assumes all responsibilities and risks from or arising out of the transportation, handling, use, and driving and/or riding of horses at any and all Colorado Driving Society activities, and at adjacent arenas that may be owned or controlled by the Colorado Driving Society, and further agrees to indemnify, hold harmless and defend the Colorado Driving Society (the "Premises"), their respective trainers, employees, agents, independent contractors, and member of boards of governance ("Indemnities") from all damages, losses, expenses or liabilities for any injury to the person or property of the undersigned, third parties or said horses at the Premises by the undersigned. I understand that there are risks involved in the use of the Premises, and I fully assume all such risks, and knowingly waive any and all specific notice of existence of such conditions.

Signature: _____ Date: _____

Print Name: _____ Telephone: _____

Address: _____ City, State: _____

Doctor's Name: _____ Dr.'s phone: _____

Medical conditions we should be aware of: _____

If the above individual is a minor, please complete the following:

On behalf of the above-named minor, I waive and release all claims for damages, losses or expenses to person or property, which may be caused by an unreasonable act or failure to act of the Indemnities named above. I understand that there are risks involved in the use of the Premises, and I assume that risk of all conditions in and about said facility for myself and the above from all damages, losses, expenses or liabilities for any injury to the person or property of the above-named minor, third parties or said Indemnities caused by or arising out the transportation, handling, use or riding of horses at the Premises by the above-named minor.

Parent/guardian signature: _____

Date: _____

In addition to the Release provided above and any release in any other agreement, the following warning is given in accordance with Colorado Law.

WARNING

UNDER COLORADO LAW, AN EQUINE PROFESSIONAL IS NOT LIABLE FOR AN INJURY TO OR THE DEATH OF A PARTICIPANT IN EQUINE ACTIVITIES RESULTING FROM THE INHERENT RISKS OF EQUINE ACTIVITIES, PURSUANT TO SECTION 13-21-119, COLORADO REVISED STATUTES.

Rules and Regulations

All classes offered will be conducted and judged in accordance with The American Driving Society rules and regulations, as much as possible and within reason.

Neither the management of the event nor the property owners of any property used during the event accept any responsibility for accidents, damage, injury or illness to the horses, owners, riders, driver, employees, attendants, spectators or any other person or property in connection with this event.

Driving Apparel:

In all classes the driver and any passengers should wear blue jeans and a hat (helmets are strongly encouraged). Drivers must wear gloves. Aprons and/or lap rugs are not required. An appropriate driving whip shall be carried at all times when driving. The whip thong must be able to reach the farthest horse/pony. In all classes drivers and passengers should be dressed neatly and appropriately for the class entered. Blue jeans (blue jeans skirts are acceptable for ladies) . Junior drivers (under age 18) must wear an appropriate helmet at all times when driving.

Clarification of Gaits:

The following descriptions constitute the ADS approved standard for performance of each of the required gaits in a pleasure driving competition.

WALK - A free, regular and unconstrained walk of moderate extension is ideal. The horses should walk energetically, but calmly, with even and determined pace. The walk is a four beat gait.

SLOW TROT - The horse should maintain forward impulsion while showing submission to the bit. The trot is slower and more collected, but not to the degree required in the dressage collected trot. However, the horse should indicate willingness to be driven on the bit while maintaining a steady cadence.

WORKING TROT - This is the pace between the strong and the slow trot and more round than the strong trot. The horse goes forward freely and straight; engaging the hind legs with good hock action; on a taut, but light, rein; the position being balanced and unconstrained. The steps should be as even as possible. The hind feet touch the ground in the foot prints of the fore feet. The degree of energy and impulsion displayed at the working trot denotes clearly the degree of suppleness and balance of the horses.

STRONG TROT - This is a clear, but not excessive, increase in pace and lengthening of stride while remaining well balanced and showing appropriate lateral flexion on turns. Light contact to be maintained. Excessive speed will be penalized.

HALT - Horses and vehicle should be brought to a complete and square stop without abruptness or veering. At the halt, horses should stand attentive, motionless and straight with the weight evenly distributed over all four legs and be ready to move off at the slightest indication from the driver.

REINBACK - Rein back is defined as a backward movement in which the legs are raised and set down simultaneously in diagonal pairs with the hind legs remaining well in line. To be performed in two parts:

- a) The horse must move backward at least four steps in an unhurried manner with head flexed and straight,

pushing the vehicle back evenly in a straight line. The driver should use quiet aids and light contact.

- b) Move forward willingly to former position using the same quiet aids.

NO CANTERING ALLOWED

Cantering Rule: Cantering is prohibited in all classes. Breaks to canter are defined as three full strides. Cantering will be penalized according to class specifications. In the case of multiples, all horses must break to incur penalties.

Junior Drivers/Passengers:

Drivers under the age of 14, except those driving VSE/miniature horses, must be accompanied by a knowledgeable adult horseman at all times.

Drivers or passengers under the age of 18 must wear a suitable helmet at all times when in the vehicle.

Qualifications:

VSE: Under 9.3hh

Small pony: Over 9.3hh, not to exceed 12.2hh

Large Pony: Over 12.2hh, not to exceed 14.2hh

Horse: Over 14.2hh

Multiples are sized based on their tallest member.

The pleasure driving horse may be any breed, color or size.

Donkeys and mules of any size are welcomed and will be placed in classes based on their size as defined above.

Vehicle and Harness Requirements:

Any safe two- or four-wheeled vehicle is appropriate for this competition with the following exceptions:

Forecarts and similar farm equipment are **not** allowed.

Wire Wheel Vehicles (i.e. bicycle wheels) are allowed for VSE and Small Ponies only.

Vehicles may have iron or solid rubber tires or inflatable rubber tires.

Any type of harness is acceptable as long as it is safe and appropriate for the turnout. All harness should be clean and in good working order. Breaching is required for any vehicle without working brakes.

Check reins are only allowed in the Working Pleasure class if appropriate to the turnout. Check reins are not allowed in any other class. Kicking or bucking straps are acceptable on all single turnouts.

Turnout Definitions and Groom Requirements:

Grooms/Passengers: must be at least 12 years of age.

Grooms may be "recruited" from the volunteer pool if needed.

SINGLE: one horse driving a 2- or 4-wheeled vehicle (groom optional)

PAIR: two horses harnessed abreast driving a 2- or 4-wheeled vehicle (1 groom required)

TANDEM: two horses harnessed in single file driving a 2- or 4-wheeled vehicle (1 groom required, except for VSE)

UNICORN: three horses harnessed one in front and two behind driving a 4-wheeled vehicle (2 grooms required, 1 groom for VSE)

FOUR-IN-HAND: four horses harnessed in pairs, two in front, two behind, driving a 4-wheeled vehicle (2 grooms required)

(continued on next page)

(continued from previous page)

Splitting/Combining Classes:

Class sections will be generally defined by the size and number of horses in each turnout as described above in Qualifications and Turnout Definitions. The Judge and/or Show Management reserve the right to split any class section, in the interest of safety, should the number of entries warrant such action.

Class sections shall not be less than 3 turnouts. In the event that a class section does not fill, Management reserves the right to combine turnouts in any practical manner. Final class section designations will be provided on the day of the show. Junior drivers will be combined into their own class sections regardless of the size or type of the turnout.

Awards & Divisions

Ribbons will be awarded 1st to 5th place. Champions from each division, based on accumulated points, will receive a high point award. Divisions are VSE, Pony, Horse, Multiples, Junior, Pair Horse, Pair Pony.

BRIDLE RULE

A bridle with reins attached and passed through the saddle terrets must be in place whenever a horse is hitched to a vehicle.

FAILURE TO COMPLY WILL INCUR ELIMINATION FROM THE EVENT

Dogs must be on leash at all times.

Other Rules Salisbury Park may have other rules posted that participants have responsibility to read and follow.

The Timing Plan

In an effort to be efficient with your time, we plan to run the arena classes and polo field classes simultaneously. This should help shorten the day and keep you driving from the time you put to/hitch until lunch.

Lunch

Panera's will bring our lunch. Please choose your sandwich, cookie, and chips or apple. Water & soda will be available for everyone.

Our volunteers are also fed. Would you be so kind as to sponsor lunch for a volunteer ?

Restroom facilities and water

There are several restroom facilities available on site. Water for your horses is available at the maintenance building. This is a good distance from the event site, so it is recommended that you either bring your own water or stop on your way in to the event to pick some up.

Parking

There is sufficient parking available. Please keep a fair distance between trailers.

Volunteers are needed for the Blue Jean Pleasure Show!

If you are able to help us at this show we can certainly use your help! The following positions are needed so if you are available let us know! Volunteers receive a free t-shirt and lunch. We hope to have this show wrapped up right after lunch.

<u>Position</u>	<u>Number needed</u>	<u>Duration</u>
___ Tent setup/tear down	2	early and late (7:30 am/ 1 pm)
___ Ring Steward	1	1 for morning ring classes
___ Gate Keeper	4	morning
___ Lunch Helpers/	2	11 am
___ Water runners	2	all morning
___ Cone setters	6	all morning for cones
___ Timers	6	all morning for cones

Please place a number (1, 2, 3) beside the jobs you would most like to do.

Please understand not all jobs may still be available at the time your entry is received.

Name: _____

Address: _____ City/State/ZIP: _____

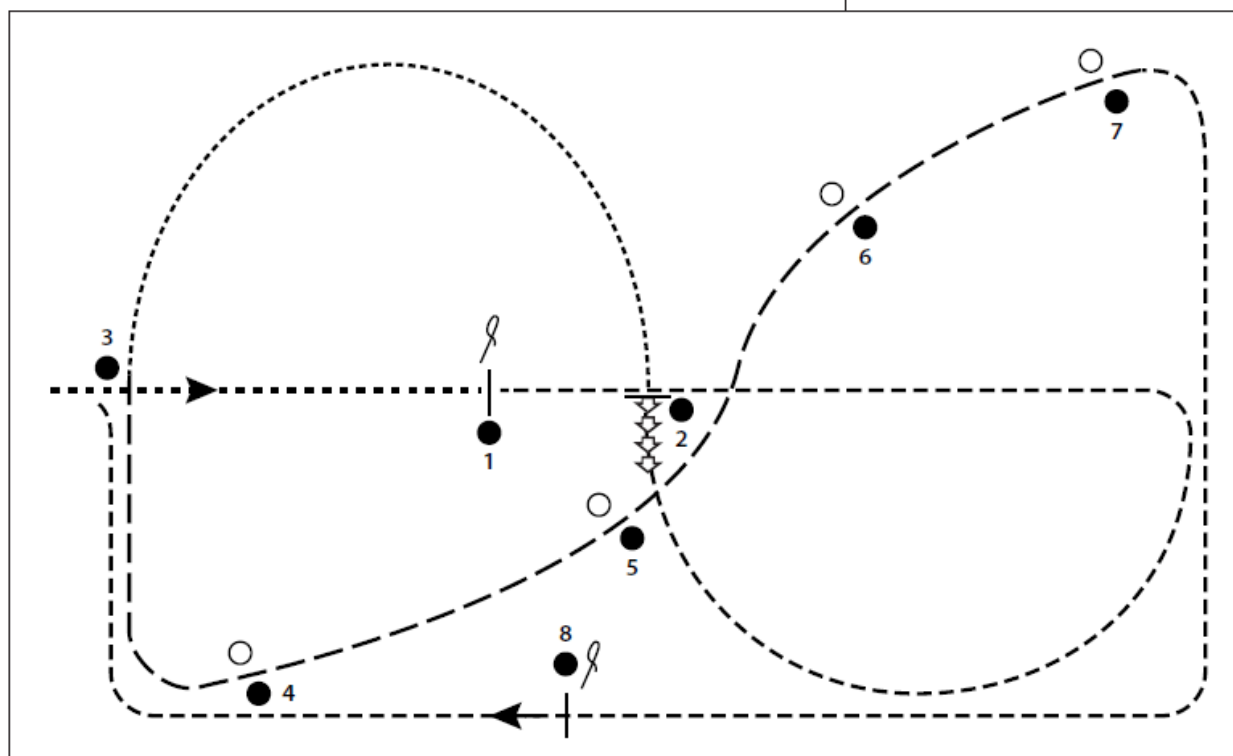
Phone: _____ e-mail: _____

Lunch is provided. Mark your choices for sandwich and cookie:

Sandwich: ☐ Ham & Cheese ☐ Smoked Turkey ☐ Tuna ☐ Vegie
 Cookie: ☐ Chocolate chip ☐ Oatmeal Raisin ☐ Shortbread ☐ Candy Cookie
 Chips and Apple included.

Super Reinsmanship Test #2

ADS Rulebook PD-225.5



ORDER	MOVEMENT	SCORE
1	Enter at Working Walk. At Marker 1, Halt. Salute.	
2	Proceed at Working Trot, tracking right at the rail. Half circle to the right to Marker 2	
3	At Marker 2, Halt	
4	At Marker 2, Rein back 4 steps, walk forward to Marker 2.	
5	At Marker 2, develop Slow Trot, continue half circle to the left to Marker 3.	
6	At Marker 3, develop Strong Trot and continue through Gates 4, 5, 6 and 7.	
7	After passing through Gate 7, develop Working Trot and continue on the rail to Marker 8.	
8	At Marker 8, Halt, Salute. Leave arena on the rail at a Working Trot.	
9	Overall Impression of the turnout on the condition and fit of the harness and vehicle, neatness of attire.	
10	General Impression of the driver on posture, relaxation, confidence and effectiveness.	
Scale of marks: 10 Excellent 9 Very Good 8 Good 7 Fairly Good 6 Satisfactory 5 Marginal 4 Insufficient 3 Fairly Bad 2 Bad 1 Very Bad 0 Not Executed		Each element will receive a numerical score of 0-10. (Perfect Score = 100)

Note: This test is designed for a 40m x 80m dressage arena. Organizers may adjust the test accordingly for different size and shape arenas.

Reminders for Event Organizers:

- Guidelines for organizers, a sample budget, and reimbursement forms are available on the CDS web site. They're on the right hand side in the "Documents" section below the newsletters.
- Three months before your event, submit a budget to the CDS board.* No publicity for an event will be released until YOUR BUDGET HAS BEEN SUBMITTED.
- Two and a half months before your event, submit a description of the event to the newsletter editor.* Include title, date, time, location, rain date, fees, organizer, details of the event, closing date for entries & where to send fee & registration. (Please send content with minimal formatting. We'll take care of the layout.)
- If you need help recruiting volunteers, contact the volunteer coordinator* with a list of the volunteers you need (set-up, scribe, timer etc.) .
- After your event, please send results and a report to the newsletter editor.*
- Sending photos is highly encouraged.
- If you incur an expense that needs to be repaid out of the club's checkbook you must provide a receipt. There is a form available for this on the website, and we will have them at the membership meetings. Items that are donated require a receipt for the value of the item and the word "Donated" written on the receipt for tax purposes. This can include a judge's fee if the judge normally charges but chooses to donate the service to CDS.

*See committee chairmen below on this page.

Colorado Driving Society

Board Members

Pat Lamprey..... serving through 2015
 Fred Wehrli serving through 2015
 Marie Harrity..... serving through 2016
 Vacant..... serving through 2016
 Sandra Clayton serving through 2017
 Susan Tyler serving through 2017
 Cathy Allen-Shinn ... serving through 2017

Officers

President: Fred Wehrli (303) 688-0553
 Vice-President: Cathy Allen-Shinn (303)-660-9567
 Treasurer: Marie Harrity (720) 982-7933
 Secretary: Pat Lamprey (303) 429-7525

Committee Chairmen

Education: Cathy Allen-Shinn (303)-660-9567
 Equipment: Marie Harrity (720) 982-7933
 Event Coordinator: Pat Lamprey (303) 429-7525
 Marketing: Debbie Terry (303) 688-3266
 Membership: Sandy Clayton (303) 646-3595
 Social Media: Al Senzamici (719) 749-2439
 Website: Steve Allen-Shinn (303)-660-9567
 Volunteer Coordinator: Susan Tyler (303) 232-1742
 Newsletter Editor: Susan Tyler (303) 232-1742

Advertisements

Driving Lines is a monthly publication of the Colorado Driving Society.

<u>Charges for each issue</u>	<u>Members</u>	<u>Non-Members</u>
Ads up to 50 words	Free	\$10.00
Ads over 50 words, up to a quarter page	Free	\$20.00
Half Page	\$12.00	\$30.00
Full Page	\$24.00	\$48.00

Charges for one year...Members Non-Members

Business Card	\$ 30.00	\$ 60.00
Half Page	\$100.00	\$140.00

A member may run a maximum of two free ads per month as described above. Each ad will run in two consecutive issues unless specified otherwise.

Please submit ads as follows:

- Send your ad by email to SusanHTyler@gmail.com
 Send the text for your ad in the email message or attach a "Word" document.
 For a logo or pictures attach .jpg or .png files.
- Also send by US Mail
 to Susan Tyler, 755 Vista Lane, Lakewood, CO 80214
 - a check made out to *Colorado Driving Society*
 - your name and phone number
 - a paper copy of your ad
 - the ad size, frequency, and month the ad will start.

Questions? call 303-232-1742

Please have your ads in by the 15th of the month previous to the issue in which you want your ad to appear.

Advertisements

Bey Breze Farm Cleveland Bays



Breeding Quality Sport Horses
Boarding, Training & Instruction



(970) 663-0459

Lauralie Taubenheim
Glenn McGirr
7763 E. County Rd. 16
Loveland, CO 80537



Elizabeth Country Corner

CDS members receive 5% off all purchases

8:30 am to 6:30 pm Monday-Saturday.
385 E Grant Street, Elizabeth, CO
Corner of Garland and Grant one block north of Hwy 86
303-646-3925



Freedom Carriages

Specializing in Custom Built Carriages
for Competition and Pleasure
2 and 4 Wheel Designs

Joe Johnson

303.829.9089

j76johnson@gmail.com

Custom Welding and Metal Fabrication

ROCKY MOUNTAIN CARRIAGE SALES

Your Headquarters for carriages & harness, serving the western United States

For the very finest Synthetic Harness & Accessories, Minis to Draft, Pleasure, Work & Competition. All Harness measured to fit. For over 1000 items to choose from, visit our web site: rockymountaincarriagesales.com



Inventory Reduction Sale

The Red Hawk

In Stock—Free Delivery, Denver
Metro Area
Fits 14-16 Hands
Marked Down to \$5895
Save \$700

Contact Jack for...free consultations for
evaluating your horse & equipment; cus-
tom sizing your horse to a vehicle or cus-
tom fitting a harness to your horse.
Benefit from Jack's 30 years of experi-
ence: call for reasonably priced lessons
and clinics.



Yonie's Harness Shop LLC

All Harness & Carriages Amish Made in the USA
Building Carriages for over 30 years

Features:

2 wheel brakes; Shaft covers;
Regular groom step; moveable
driver's wedge seat; Independent
metal shafts; tan vinyl upholstery;
metal wheels; rear seats; tree cut-
ters; black body with imitation
gold striping on wheels

Jack Bloss
Carriage Association of America:
Certified Driver Training
Rocky Mountain Carriage Sales
Berthoud, CO
Business: 970-344-5096
Cell: 303-775-5258
Email: jjbloss.1982@yahoo.com



BIRD-IN-HAND
CARRIAGES

BELLCROWN
CARRIAGES USA





INTERESTED IN CARRIAGE DRIVING ? Join us!

COLORADO DRIVING SOCIETY MEMBERSHIP APPLICATION / RENEWAL

Please print.

Name: _____

Address: _____

City: _____ State: _____ Zip Code _____

Phone:

Home: (____) _____ Work: (____) _____ Cell: (____) _____

Email _____ Fax _____

Please send my newsletter ☐ by email ☐ by US mail (\$10 additional membership fee)

How did you hear about the Colorado Driving Society? ☐ Friend ☐ Internet

☐ CDS Website ☐ Flyer ☐ Horse Expo ☐ Facebook ☐ other _____

I am interested in:

- ☐ Learning to Drive
- ☐ Clinics
- ☐ Shows
- ☐ Combined Driving
- ☐ Picnic Drives, Fun Days
- ☐ Pleasure driving
- ☐ Dressage for Carriage Driving
- ☐ Marathon, Hazards, Cones
- ☐ Volunteering
- ☐ Other _____

☐ \$25 Individual Membership

☐ \$30 Family Membership

☐ \$0 to receive newsletter by email

☐ +\$10 to receive newsletter by US mail

Make checks payable to:

Colorado Driving Society

Mail to: Colorado Driving Society,

c/o Marie Harrity

PO Box 1565,

Elizabeth CO 80107

\$ _____ Total enclosed (Dues are for the calendar year)

☐ Please have someone call me.

DRIVING LINES

Colorado Driving Society

755 Vista Lane

Lakewood, CO 80214