

COLORADO
DRIVING
SOCIETY



Driving Lines

WWW.COLORADODRIVINGSOCIETY.PBWORKS.COM



For our August 11 meeting program,
we will view *Bending the Driving Horse*,
a Muffy Seaton video.

MARK YOUR CALENDAR

SEE DETAILS ON PAGE 2

8/11 Thurs Membership Meeting

8/27 Sat CDS BlueJeans Pleasure Show

President's Message

Hi Everyone,

We had an absolutely great 20 Mile House event. Susan Tyler, Pat Lamprey and all the volunteers seem to go out of their way to make this one of the best events of the year.

After our July meeting, we are in a bit of a dilemma. We had only 2 people show up for the meeting. We need some feedback from you, our members. Are the summer months too busy and should we skip having meetings in June, July and August? Or do we just need to change our presentations? What would you like to hear or see? Please reply to me at 303-688-0553 or wehrli@springmeadowfarm.com

We are still trying to come up with a date for the Derby that will not conflict with other events. It will probably be in October.

We still have the Bluejeans Pleasure Show coming up on August 27th. This is a great show and I hope you will all come and drive or volunteer to help out.

PUT THEM ON YOUR CALENDAR

AND LET'S HAVE ANOTHER GREAT YEAR!

Fred Wehrli

In this issue:	Page
2016 Calendar of Events	2
Survey about 20 Mile CDT	3
Membership Meeting Agenda	4
Blue Jeans Pleasure Show	5-11
20 Mile House CDT Photos and Scores	12-14
Reminders for Event Organizers	16
CDS Board, Officers, and Committee Chairs	16
Advertising Rates.....	16
Advertisements	16-18
CDS Membership and Renewal Form.....	19

Calendar - 2016

Date	Day	Event	Organizer	Clinician/Location
8/11	Thu	CDS General membership meeting	Fred Werhli 303-688-0553	Franktown Firehouse Hwy 83 at Hwy 86
8/13-14	Sat-Sun	ADS Driving Trials	Geir Kanstad 970-203-5151	Silver Whip Acres 1205 N.CR3, Ft Collins, CO
8/27	Sat	CDS Bluejeans Pleasure Show	Susie Haszelbart 3/646-1477	Salisbury 11920 N Motzenbacher Rd, Parker,CO
9/3-4	Sat-Sun	CAA Driver Proficiency Evaluations	Dianne Russell 3/319-5974	
9/8	Thu	CDS General membership meeting	Fred Werhli 303-688-0553	Franktown Firehouse Hwy 83 at Hwy 86
9/10	Sat	CDS Picnic drive/fun day		Salisbury 11920 N Motzenbacher Rd, Parker,CO
9/11	Sun	RMCC 2nd Sunday Drive	Canino's Lafayette	Jan Canino 303-665-4888
9/18	Sun	CDS Greenland Open Space drive #2	Bob Ripple 303-681-2574	Greenland Open Space, Larkspur, CO
9/25	Sun	RMCC Moving Hazards Fun Day	TBD	Glenn McGirr 970-214-0184
9/29	Fri	Troyer Auction	NA	Adams County Fairgrounds
10/8-9	Sat-Sun	RMCC Fort Laramie WY Drive	Carol Ackerman	Rita Lauby
10/?	Sun	CDS Driving Derby #2	Erik Jensen 303-841-5238	Salisbury 11920 N Motzenbacher Rd, Parker,CO
10/9	Sun	CDS Picnic Drive / Fun Day	Just show up	Salisbury 11920 N Motzenbacher Rd, Parker, CO
10/13	Thu	CDS General membership meeting	Fred Werhli 3/688-0553	Franktown Firehouse Parker Rd at Hwy 86
10/22	Sat	RMCC Halloween Drive	Karla & Phil Porter	TBD
10/30	Sun	CDS Halloween Fun Drive & Poker Run	Heike Bartlett	Salisbury 11920 N Motzenbacher Rd, Parker, CO
11/13	Sun	RMCC 2nd Sunday Drive at Raptor Ridge	Bill Wheeler 925-324-7833	Raptor Ridge 3756 W. County Road 16, Loveland
11/10	Thu	CDS Membership & Planning Mtg	Fred Werhli 303-688-0553	Franktown Firehouse Parker Rd at Hwy 86
12/10	Sat	Parker Christmas Carriage Parade	Fred Werhli 303-688-0553	Parker
12/11	Sun	CDS Christmas Party	CDS Board	TBD



20 Mile House Combined Driving Trials Survey

Competitors and Volunteers , please print and complete this survey and mail it to CDS, c/o 755 Vista Lane, Lakewood, CO 80214 or scan your completed survey and send by email to TwilightRider12@gmail.com.

I was a ___ competitor ___volunteer at the 2016 20 Mile House Combined Driving event on July 17.

1. Were the instructions and job descriptions sent to volunteers before the event useful? yes no Comments _____
2. Was the morning check-in process easy? Did you receive adequate materials? yes no Comments _____
3. Did the event proceed in a timely manner? yes no Comments _____
4. Were there enough volunteers? yes no Comments _____
5. Did the volunteers have the appropriate skills? yes no Comments _____
6. Was the dressage arena adequately marked? yes no Comments _____
7. Were the dressage judges knowledgeable? Did they write helpful remarks? yes no Comments _____
8. How did you like the cones course? yes no Comments _____
9. Was the marathon course adequately marked? yes no Comments _____
10. Was the marathon course challenging? yes no Comments _____
11. How would you improve the course? _____
12. Was the division of competitors' classes appropriate? yes no Comments _____
14. Would you be OK with combining more classes (such as pairs with singles) to avoid "one competitor" classes?
 yes no Comments _____
15. How would you improve the organizing of the event? _____
16. Was your lunch satisfactory? yes no Comments _____
17. Were the fees reasonable? Just right? Too low? Too high? Comments _____
18. Will you enter or volunteer again next year? Definitely Probably Unlikely Why? _____
20. As a volunteer, were your fellow volunteers cooperative and share knowledge with less experienced volunteers?
 yes no Comments _____
21. Would you volunteer as part of a team of organizers for this event, each with responsibility for one part while still allowing time to compete in the event? Each team member would choose one of these responsibilities: plan the course; organize equipment and transport; handle budget/expenses (order lunches, portapotty, hire judges, manage entry fees); recruit, instruct and direct volunteers, manage entrees, divisions, paperwork and scorekeeping. yes no Comments _____

Thank you for sharing your opinions to help CDS continue to put on a quality event.

Name _____ (Optional)

Colorado Driving Society

General Membership Meeting

August 11, 2016
7:00 PM Thursday,

All members are encouraged to attend monthly general membership meetings.

Get to know fellow club members, learn more about carriage driving and help plan club events.

Location:

Franktown Firehouse
1959 S State Highway 83
Franktown, CO 80116
Southwest of the intersection of Hwy 83 (Parker Rd) and Hwy 86.



Agenda

Colorado Driving Society

Thursday, August 11, 2016
7:00 PM

General Membership Meeting

Franktown Fire House

Call to Order

- President - Fred Wehrli
- Vice President, Education Chair & Equipment Coordinator - Cathy Allen-Shinn
- Secretary & Event Coordinator - Pat Lamprey
- Treasurer - Marie Harity
- Membership - Sandy Clayton
- Newsletter & Volunteers Coordinator - Susan Tyler
- Facebook & Social Media - Al Senzamici
- Marketing & Publicity - Debbie Terry

General Meeting

Past Events:

July 17 20 Mile Combined Driving Trials

Upcoming Events:

Aug. 27 Bluejeans Pleasure Show

Plan a date for the Derby

Other Business:

Correspondence

Evening Program:

Bending the Driving Horse by Muffy Seaton.

Adjourn

CDS EVENT: BLUE JEANS PLEASURE SHOW | SATURDAY, AUGUST 27 | SALISBURY EQUESTRIAN PARK | PARKER, CO

Colorado Driving Society
Blue Jeans Pleasure Show

Saturday, August 27, 2015 9:00 am

At Salisbury Equestrian Park,
Parker, Colorado

Show Manager/Organizer

Susie Hazelbart

septemberranch@wildblue.net

Rules and Regulations on page 9-10

Entry Form on page 11

CLASS SPECIFICATIONS**IN THE WHITE-FENCED ARENA****WORKING PLEASURE***(It's all about the Horse)*

This is a Pleasure Driving class in which entries are judged primarily on the suitability of the horse to provide a pleasant drive. To be shown both ways of the arena at a walk, slow trot, working trot and strong trot. To stand quietly, both on the rail and while lined up, and to rein back. All entries chosen for a workout may be worked both ways of the arena at any gait requested by the judge and may be asked to execute a figure of eight.

To be judged:

70% on performance, manners and way of going of the horse(s).

20% on the condition and fit of harness and vehicle.

10% on neatness of attire.

SUPER REINSMANSHIP*(It's all about the Driver)*

Test #1 on page 11

This class is judged on the driver's skill: use of aids, control of the horse(s), accuracy, quality of transitions and gaits, with additional consideration of impressions of the turnout and driver. Entries must follow the designated track without deviation keeping red markers on their right and white markers on their left. Numbered markers with cones will be used to indicate the sequence and starting point of each element. The cones will be set at minimum 80 inches. The element begins when the horse's nose reaches the marker. A working walk, slow trot, working trot and strong trot and rein back will be part of the test.

The driver should be seated comfortably on the box so as to be relaxed and effective. Either the one or two-handed method of driving is acceptable. Common to both methods, contact with the horse's mouth should be main-

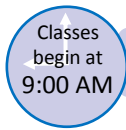
tained with an elastic, supportive hand. Drivers should not be penalized or rewarded for using one general style over another. The use of the whip and the voice are important aids in driving and should be used effectively and discreetly.

Scoring:

*Each element – use of aids, control of the horse(s), accuracy, quality of transitions and gaits. (0-10 points for each element)

*Overall impression – the turnout on the condition & fit of harness and vehicle, neatness of attire. (Maximum total score = 10)

*General Impression- of the driver posture, relaxation, confidence, and effectiveness. (Max total score = 10)



Obstacle Driving Classes

ON THE POLO FIELD

PICK YOUR ROUTE OBSTACLES

To be driven over a course of obstacles (paired markers) with no set route. The number of obstacles not to exceed 20 obstacles.

Typically, obstacles in this type of class are not measured for each entry but are set at 80 inches at the start of the competition, and only reset in the event of a knockdown.

After passing through the Start markers, the driver shall

proceed through each obstacle to the designated Finish marker, choosing his/her own route. Each obstacle and the start & finish lines to be negotiated once and only once, but may be driven from either direction.

Course faults are scored as penalty seconds and are added to the driver's elapsed time. Placings are determined on a low total time basis.

TOWN & COUNTY OBSTACLES

After passing the starting line, the driver shall proceed through each obstacle in order to the designated finish line. Obstacles are set at 80 inches (2.0m) for all competitors. At least 30% of the obstacles must not be a pair of cones, but instead an obstacle that could be encountered

while out driving through town or country; i.e., mailbox and cones, trash barrel and cone, flagpole and a cone, fence section and cone, bridge, poles set like guardrails, wood piles, artificial animals (these should be set at a distance from a pair of cones to avoid frightening animals).

FAULT & OUT OBSTACLES

- a. A timed course of numbered obstacles to be driven at the trot. The number of obstacles to be proportionate to the dimensions of the driving area and not to exceed 10 obstacles.
- b. After passing through the Start markers, the driver shall proceed through each consecutively numbered obstacle, in order, until the allowed time expires (suggested time, 90 seconds to two minutes), or until an obstacle is dislodged or a disobedience occurs.
- c. If all the obstacles are driven cleanly before the allowed time expires, the driver will begin the course again, starting with obstacle #1, without having to pass through the Start markers.
- d. Two points will be scored for each obstacle cleared before the allowed time expires, a disobedience occurs or an obstacle is dislodged.
- e. When the allowed time expires, a disobedience occurs or an obstacle is dislodged, a signal will be given. The driver shall then proceed through the next consecutively numbered obstacle. The time will be taken when the rear axle clears this obstacle. If that obstacle is cleared, one point is scored. If it is dislodged, no points for that dislodged obstacle are scored, but the time is still taken.

Rules for Obstacle Classes

No salute is required before competing in any Obstacle Driving Class.

Placings for turnouts that drive double clear (no penalties and within the time allowed) will be determined by the fastest time.

Penalties

Exceeding time allowed (every second)	1 fault
Knocking down or dislodging obstacle or course marker	4 faults
Break in gait to canter	
1st break to canter	5 faults
2nd break to canter	5 faults
3rd break to canter	Elimination
Prolonged canter	Elimination

Disobedience or groom(s) dismounting anywhere on course (cumulative over course):

1st incident	3 faults
2nd incident	6 faults
3rd incident	Elimination
Starting before the signal	Elimination
Failure to cross start or finish line	Elimination
Failure to cross start line within one minute	Elimination
Off-course	Elimination
Outside assistance	Elimination
Failure to carry a whip	Elimination
Use of a tie-down or over check	Elimination
Breakage of harness or vehicle	Elimination

Blue Jeans Pleasure Show Entry

Entries Close August 20, 2016

Please use one form per entry. An entry is one horse or set of horses put to the same vehicle. A driver may enter up to 2 entries. All drivers and passengers must sign a waiver before the show begins. Junior drivers (under 18) must have a parent or guardian sign for them. **All persons who ride on your carriage or help with your horses must sign a release.**

Driver: _____ If Jr., Date of Birth: _____

Address: _____ City: _____ State: _____ Zip: _____

Phone: _____ e-mail: _____

Groom(s): _____ If Jr., Date of Birth: _____

Check one box on each line.

- 2-wheel vehicle 4-wheel vehicle
- Single Pair 4-in-Hand Tandem Unicorn
- VSE _____ Pony _____ Horse _____ Draft _____ Donkey/Mule _____

Above, please check the box for type of animal, and write animal's height on the line

Breed _____ Mare Gelding No Stallions

Horse Name(s) _____

Fees: Classes - \$10.00 each or \$45 for all 5 classes

Check the classes you want to enter and fill in \$10 for each.

OR check "All classes" and fill in \$45. Classes begin at 9:00 am.

- All classes _____
- Working Pleasure _____
- Super Reinsmanship _____
- Pick Your Route Obstacles _____
- Town & Country Obstacles _____
- Fault & Out Obstacles _____

To be eligible for the championship award, you must be entered in all 5 classes.

Sponsor a class \$10 \$ _____ Sponsored class _____

Non-CDS member fee - \$10 \$ _____

___ Lunches at \$10/each \$ _____

*Mark choices below

Please help feed our volunteers!

___ Volunteer Lunches \$10/each \$ _____

Total Amount Enclosed: \$ _____ Make checks payable to: CDS

Mail checks & entry to: Susie Haszelbart
30100 County Road 17
Elizabeth, CO 80107

*Panera Lunch Choices: Write number of lunches desired beside sandwich choice, choose cookie:

Sandwiches: ___ Ham & Cheese ___ Smoked Turkey ___ Tuna ___ Vegie

Cookie: Chocolate chip Oatmeal Raisin Shortbread Candy Cookie

Chips and Apple included.

CDS EVENT: BLUE JEANS PLEASURE SHOW | SATURDAY, AUGUST 27 | SALISBURY EQUESTRIAN PARK | PARKER, CO

Colorado Driving Society Release

The undersigned fully assumes all responsibilities and risks from or arising out of the transportation, handling, use, and driving and/or riding of horses at any and all Colorado Driving Society activities, and at adjacent arenas that may be owned or controlled by the Colorado Driving Society, and further agrees to indemnify, hold harmless and defend the Colorado Driving Society (the "Premises"), their respective trainers, employees, agents, independent contractors, and member of boards of governance ("Indemnities") from all damages, losses, expenses or liabilities for any injury to the person or property of the undersigned, third parties or said horses at the Premises by the undersigned. I understand that there are risks involved in the use of the Premises, and I fully assume all such risks, and knowingly waive any and all specific notice of existence of such conditions.

Signature: _____ Date: _____

Print Name: _____ Telephone: _____

Address: _____ City, State: _____

Doctor's Name: _____ Dr.'s phone: _____

Medical conditions we should be aware of: _____

If the above individual is a minor, please complete the following:

On behalf of the above-named minor, I waive and release all claims for damages, losses or expenses to person or property, which may be caused by an unreasonable act or failure to act of the Indemnities named above. I understand that there are risks involved in the use of the Premises, and I assume that risk of all conditions in and about said facility for myself and the above from all damages, losses, expenses or liabilities for any injury to the person or property of the above-named minor, third parties or said Indemnities caused by or arising out the transportation, handling, use or riding of horses at the Premises by the above-named minor.

Parent/guardian signature: _____

Date: _____

In addition to the Release provided above and any release in any other agreement, the following warning is given in accordance with Colorado Law.

WARNING

UNDER COLORADO LAW, AN EQUINE PROFESSIONAL IS NOT LIABLE FOR AN INJURY TO OR THE DEATH OF A PARTICIPANT IN EQUINE ACTIVITIES RESULTING FROM THE INHERENT RISKS OF EQUINE ACTIVITIES, PURSUANT TO SECTION 13-21-119, COLORADO REVISED STATUTES.

Rules and Regulations

All classes offered will be conducted and judged in accordance with The American Driving Society rules and regulations, as much as possible and within reason.

Neither the management of the event nor the property owners of any property used during the event accept any responsibility for accidents, damage, injury or illness to the horses, owners, riders, driver, employees, attendants, spectators or any other person or property in connection with this event.

Driving Apparel:

In all classes the driver and any passengers should wear blue jeans and a hat (helmets are strongly encouraged). Drivers must wear gloves. Aprons and/or lap rugs are not required. An appropriate driving whip shall be carried at all times when driving. The whip thong must be able to reach the farthest horse/pony. In all classes drivers and passengers should be dressed neatly and appropriately for the class entered. Blue jeans (blue jeans skirts are acceptable for ladies). Junior drivers (under age 18) must wear an appropriate helmet at all times when driving.

Clarification of Gaits:

The following descriptions constitute the ADS approved standard for performance of each of the required gaits in a pleasure driving competition.

WALK - A free, regular and unconstrained walk of moderate extension is ideal. The horses should walk energetically, but calmly, with even and determined pace. The walk is a four beat gait.

SLOW TROT - The horse should maintain forward impulsion while showing submission to the bit. The trot is slower and more collected, but not to the degree required in the dressage collected trot. However, the horse should indicate willingness to be driven on the bit while maintaining a steady cadence.

WORKING TROT - This is the pace between the strong and the slow trot and more round than the strong trot. The horse goes forward freely and straight; engaging the hind legs with good hock action; on a taut, but light, rein; the position being balanced and unconstrained. The steps should be as even as possible. The hind feet touch the ground in the foot prints of the fore feet. The degree of energy and impulsion displayed at the working trot denotes clearly the degree of suppleness and balance of the horses.

STRONG TROT - This is a clear, but not excessive, increase in pace and lengthening of stride while remaining well balanced and showing appropriate lateral flexion on turns. Light contact to be maintained. Excessive speed will be penalized.

HALT - Horses and vehicle should be brought to a complete and square stop without abruptness or veering. At the halt, horses should stand attentive, motionless and straight with the weight evenly distributed over all four legs and be ready to move off at the slightest indication from the driver.

REINBACK - Rein back is defined as a backward movement in which the legs are raised and set down simultaneously in diagonal pairs with the hind legs remaining well in line. To be performed in two parts:

- a) The horse must move backward at least four steps in an unhurried manner with head flexed and straight,

pushing the vehicle back evenly in a straight line.

The driver should use quiet aids and light contact.

- b) Move forward willingly to former position using the same quiet aids.

NO CANTERING ALLOWED

Cantering Rule: Cantering is prohibited in all classes. Breaks to canter are defined as three full strides. Cantering will be penalized according to class specifications. In the case of multiples, all horses must break to incur penalties.

Junior Drivers/Passengers:

Drivers under the age of 14, except those driving VSE/miniature horses, must be accompanied by a knowledgeable adult horseman at all times.

Drivers or passengers under the age of 18 must wear a suitable helmet at all times when in the vehicle.

Qualifications:

VSE: Under 9.3hh

Small pony: Over 9.3hh, not to exceed 12.2hh

Large Pony: Over 12.2hh, not to exceed 14.2hh

Horse: Over 14.2hh

Multiples are sized based on their tallest member.

The pleasure driving horse may be any breed, color or size.

Donkeys and mules of any size are welcomed and will be placed in classes based on their size as defined above.

Vehicle and Harness Requirements:

Any safe two- or four-wheeled vehicle is appropriate for this competition with the following exceptions:

Forecarts and similar farm equipment are **not** allowed.

Wire Wheel Vehicles (i.e. bicycle wheels) are allowed for VSE and Small Ponies only.

Vehicles may have iron or solid rubber tires or inflatable rubber tires.

Any type of harness is acceptable as long as it is safe and appropriate for the turnout. All harness should be clean and in good working order. Breaching is required for any vehicle without working brakes.

Check reins are only allowed in the Working Pleasure class if appropriate to the turnout. Check reins are not allowed in any other class. Kicking or bucking straps are acceptable on all single turnouts.

Turnout Definitions and Groom Requirements:

Grooms/Passengers: must be at least 12 years of age.

Grooms may be "recruited" from the volunteer pool if needed.

SINGLE: one horse driving a 2- or 4-wheeled vehicle (groom optional)

PAIR: two horses harnessed abreast driving a 2- or 4-wheeled vehicle (1 groom required)

TANDEM: two horses harnessed in single file driving a 2- or 4-wheeled vehicle (1 groom required, except for VSE)

UNICORN: three horses harnessed one in front and two behind driving a 4-wheeled vehicle (2 grooms required, 1 groom for VSE)

FOUR-IN-HAND: four horses harnessed in pairs, two in front, two behind, driving a 4-wheeled vehicle

(2 grooms required)

(continued on next page)

CDS EVENT: BLUE JEANS PLEASURE SHOW | SATURDAY, AUGUST 27 | SALISBURY EQUESTRIAN PARK | PARKER, CO

(continued from previous page)

Splitting/Combining Classes:

Class sections will be generally defined by the size and number of horses in each turnout as described above in Qualifications and Turnout Definitions. The Judge and/or Show Management reserve the right to split any class section, in the interest of safety, should the number of entries warrant such action.

Class sections shall not be less than 3 turnouts. In the event that a class section does not fill, Management reserves the right to combine turnouts in any practical manner. Final class section designations will be provided on the day of the show. Junior drivers will be combined into their own class sections regardless of the size or type of the turnout.

Awards & Divisions

Ribbons will be awarded 1st to 5th place. Champions from each division, based on accumulated points, will receive a high point award. Divisions are VSE, Pony, Horse, Multiples, Junior, Pair Horse, Pair Pony.

BRIDLE RULE

A bridle with reins attached and passed through the saddle terrets must be in place whenever a horse is hitched to a vehicle. **FAILURE TO COMPLY WILL INCUR ELIMINATION FROM THE EVENT**

Dogs must be on leash at all times.

Other Rules Salisbury Park may have other rules posted that participants have responsibility to read and follow.

The Timing Plan

In an effort to be efficient with your time, we plan to run the arena classes and polo field classes simultaneously. This should help shorten the day and keep you driving from the time you put to/hitch until lunch.

Lunch

Panera's will bring our lunch. Please choose your sandwich, cookie, and chips or apple. Water & soda will be available for everyone.

Our volunteers are also fed. Would you be so kind as to sponsor lunch for a volunteer ?

Restroom facilities and water

There are several restroom facilities available on site.

Water for your horses is available at the maintenance building. This is a good distance from the event site, so it is recommended that you either bring your own water or stop on your way in to the event to pick some up.

Parking

There is sufficient parking available. Please keep a fair distance between trailers.

Volunteers are needed for the Blue Jean Pleasure Show!

If you are able to help us at this show we can certainly use your help! The following positions are needed so if you are available let us know! Volunteers receive a free t-shirt and lunch. We hope to have this show wrapped up right after lunch.

<u>Position</u>	<u>Number needed</u>	<u>Duration</u>
__ Tent setup/tear down	2	early and late (7:30 am/ 1 pm)
__ Ring Steward	1	1 for morning ring classes
__ Gate Keeper	4	morning
__ Lunch Helpers/	2	11 am
__ Water runners	2	all morning
__ Cone setters	6	all morning for cones
__ Timers	6	all morning for cones

Please place a number (1, 2, 3) beside the jobs you would most like to do. Please understand not all jobs may still be available at the time your entry is received.

Name: _____

Address: _____ City/State/ZIP: _____

Phone: _____ e-mail: _____

Lunch is provided. Mark your choices for sandwich and cookie:

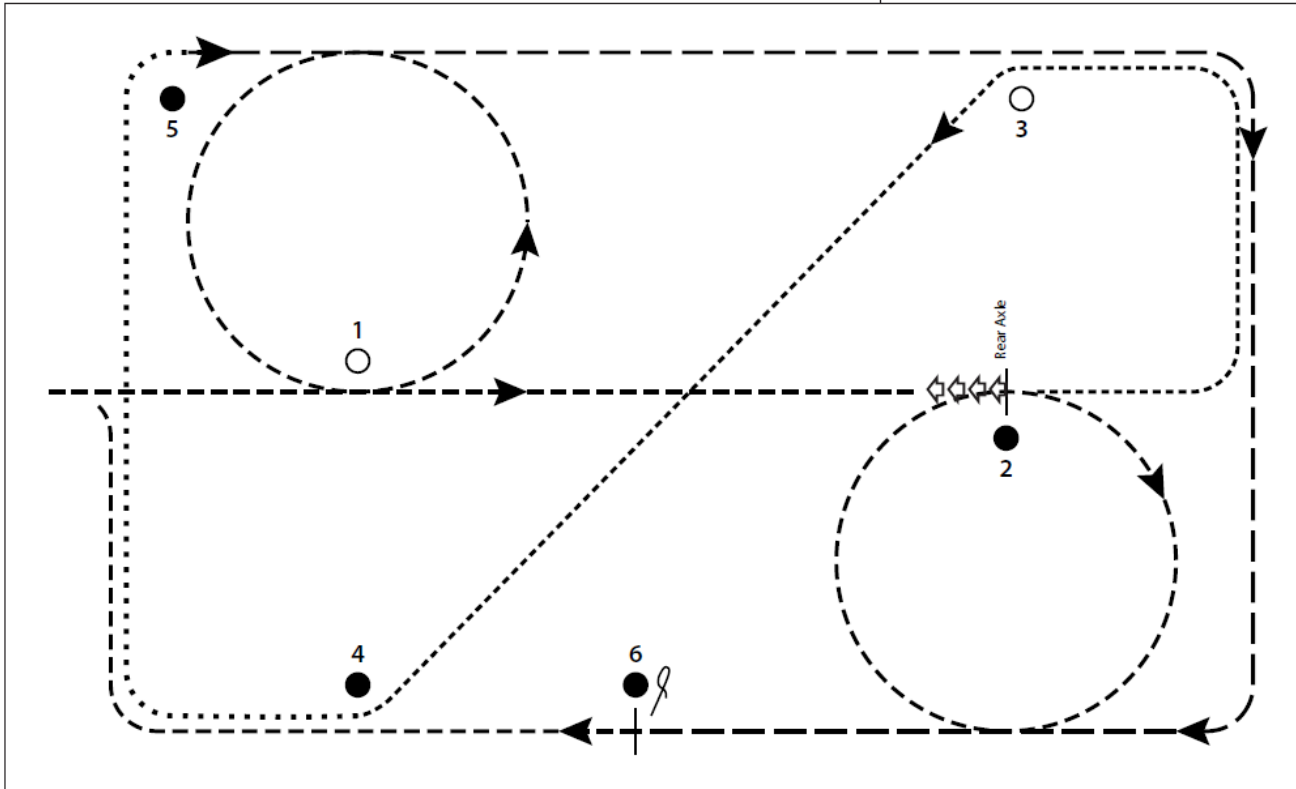
Sandwich: Ham & Cheese Smoked Turkey Tuna Vegie

Cookie: Chocolate chip Oatmeal Raisin Shortbread Candy Cookie

Chips and Apple included.

Super Reinsmanship Test #1

ADS Rulebook PD-225.4



ORDER	MOVEMENT	SCORE
1	Enter at Working Trot. At Marker 1, circle left 20 meters.	
2	Working Trot to Marker 2, circle right 20 meters.	
3	Halt with the (rear) axle at Marker 2 for 5 seconds. Rein back 4 steps, walk forward until the rear axle is even with Marker 2.	
4	Develop Slow Trot, continue to rail, track left to Marker 3 and continue Slow Trot on diagonal to Marker 4.	
5	At Marker 4, develop Working Walk, continue to the rail. Track right to Marker 5.	
6	At Marker 5, develop Strong Trot and continue on the rail to Marker 6.	
7	At Marker 6, Halt. Salute.	
8	Leave arena at Working Trot.	
9	Overall Impression of the turnout on the condition and fit of the harness and vehicle, neatness of attire.	
10	General Impression of the driver on posture, relaxation, confidence and effectiveness.	
Scale of marks: 10 Excellent 9 Very Good 8 Good 7 Fairly Good 6 Satisfactory 5 Marginal 4 Insufficient 3 Fairly Bad 2 Bad 1 Very Bad 0 Not Executed		Each element will receive a numerical score of 0-10. (Perfect Score = 100)

Note: This test is designed for a 40m x 80m dressage arena. Organizers may adjust the test accordingly for different size and shape arenas.

Seventeenth Annual 20 Mile House Combined Driving Trial



On Sunday July 17, 2016, 18 entries, competitors with their navigators, and 25 volunteers gathered at Salisbury Equestrian Park in Parker for the 17th Annual Twenty Mile House Combined Driving Trials. It was a beautiful sunny day and quite warm. Scores are shown on page 14.

- Competitors included :
- | | |
|------------------|----------------|
| Laura Beller | Rita Nothstein |
| Deanna Deyen | Phil Porter |
| RoBerta Greeno | Al Senzamici |
| Susie Haszelbart | Connie Stoney |
| Geir Kanstad | Jeff Stoney |
| Jane McBride | Sharyl Thombs |
| Rebecca Melody | Sharyl Thombs |
| Barb Nesse | Kristi Taylor |
| Norb Nothstein | |



Photos of 2016 20 Mile House CDT by Bob Bosko. More photos appear on facebook at Friends of Colorado Driving Society. See photos of volunteers on the next page..

20 Mile House CDT Volunteers

Volunteers included:

Marilyn Bosko
Bob Bosko
Connie Cantrell
Sandy Clayton
Lisa Crispin
Michael Cummings
Catherine Gentz
Pat Lamprey

Lani Piper
Beverly Rampey
Bob Ripple
Tonya Rumer
Tamara Rumer
Toni Schmidt
Libby Stokes
Ben Tyler
Max Tyler

Susan Tyler
Fred Werhli
Jan Werhli
Joe, Sara, Derek and
Anna Johnson
Cathy Allen-Shinn

*Apologies for any
names inadvertently
left out.*



Photos of 2016 20 Mile House CDT by Bob Bosko.

20 Mile House, July 27, 2016

Placings		Dressage		Cones		Dressage + Cones		Marathon		Dressage + Cones + Marathon		
Div.	Competitor	#	Total	Place	Total	Place	Total	Place	Total	Place	Total	Place
Training												
Training Single Horse, 2-Phase												
TrSH/2	Haszelbart, Susie	161	49.2745	1	3	1	52.2745	1	0	1	52.2745	1
Training Single Horse												
TrSH	Melody, Rebecca	162	69.441	2	36.5	2	105.941	3	233.4	3	339.341	1
TrSH	Nesse, Barbara	163	54.221	1	6	1	60.221	4	0	1/2	60.221	2
Training Single Pony, 2-Phase												
TrSP/2	Thombs, Sharyl (Timmy)	165	64.875	1	19.5	1	84.375	7	0	1	84.375	1
Training Single Pony												
TrSP	Nothstein, Rita	166	58.4065	1	1	1	59.4065	9	113.6	2	173.0065	2
TrSP	Thombs, Sharyl (Sioned)	167	72.485	2	6	2	78.485	10	33.6	1	112.085	1
Training 4-in-hand VSE												
TrVse4	Deyen, Deanna	168	55.743	1	48.5	1	104.243	12	58.2	1	162.443	1
Training Single VSE												
TrVseS	Nothstein, Norb	169	50.9487	2	0	1	50.9487	14	46.2	1	97.1487	1
TrVseS	Taylor, Kristi	170	25.303	1	0	1	25.303	15	E	2	E	2
Preliminary												
Div.	Competitor	#	Total	Place	Total	Place	Total	Place	Total	Place	Total	Place
Preliminary Single Horse, 2-Phase												
PrHS/2	McBride, Jane	171	55.312	1	23	1	78.312	1	0	1	78.312	1
Preliminary Pair Pony												
PrPPr	Kanstad, Geir	172	56.039	1	9	1	65.039	3	31.75	1	96.789	1
Preliminary Single Pony												
PrPS	Beller, Laura	173	48.042	4	6	4	54.042	5	53.75	3	107.792	3
PrPS	Greeno, RoBerta	174	44.407	2	3	2	47.407	6	36.25	1	83.657	2
PrPS	Senzamici, Al	175	40.772	1	0	1	40.772	7	36.75	2	77.522	1
PrPS	Stoney, Connie	176	48.769	5	4	3	52.769	8	109	4	161.769	4
PrPS	Stoney, Jeff	177	46.588	3	W	E		E	360.5	5		5
Preliminary Single VSE												
PrVseS	Porter, Phil	178	40.045	1	2	1	42.045	11	55.75	1	97.795	1

Reminders for Event Organizers:

1. Guidelines for organizers, a sample budget, and reimbursement forms are available on the CDS web site. They're on the right hand side in the "Documents" section below the newsletters.
 2. Three months before your event, submit a budget to the CDS event coordinator pat.lamprey@gmail.com.
No publicity for an event will be released until your budget has been approved.
 3. Once your budget is approved, please submit a description of the event to the newsletter editor.* Include event title, date, time, location, rain date, fees, organizer, details of the event, closing date for entries & where to send fee & registration. (Please send content with minimal formatting. We'll take care of the layout.)
 4. For help recruiting volunteers, contact the volunteer coordinator* with a list of the positions to be filled (set-up, scribe, timer etc.) two months prior to the event
 5. After your event, please send results, photos and a report to the newsletter editor.*
 6. To be reimbursed by the club for an expense you incur, you must provide a receipt and a CDS reimbursement form, available on the CDS website. Items that are donated require a receipt for the value of the item and the word "Donated" written on the receipt for tax purposes. This can include a judge's fee if the judge normally charges but chooses to donate the service to CDS.
- *See contact information for committee chairs below

Colorado Driving Society

Board Members

Marie Harrity serving through 2016
 Debbie Terry serving through 2016
 Sandra Clayton serving through 2017
 Susan Tyler serving through 2017
 Cathy Allen-Shinn serving through 2017
 Pat Lamprey serving through 2018
 Fred Wehrli serving through 2018

Officers

President: Fred Wehrli (303) 688-0553
 Vice-President: Cathy Allen-Shinn (303)-660-9567
 Treasurer: Marie Harrity (720) 982-7933
 Secretary: Pat Lamprey (303) 429-7525

Committee Chairmen

Education: Cathy Allen-Shinn (303)-660-9567
 Equipment: Cathy Allen-Shinn (303)-660-9567
 Event Coordinator: Pat Lamprey (303) 429-7525
 Marketing: Debbie Terry (303) 688-3266
 Membership: Sandy Clayton (303) 646-3595
 Social Media: Al Senzamici (719) 749-2439
 Website: Pat Lamprey (303) 429-7525
 Volunteer Coordinator: Susan Tyler (303) 915-9553
 Newsletter Editor: Susan Tyler (303) 915-9553
Recently changed

Advertisements

Driving Lines is a monthly publication of the Colorado Driving Society.

<u>Charges for each issue</u>	<u>Members</u>	<u>Non-Members</u>
Ads up to 1/8 page	Free	\$10.00
Ads up to a quarter page	Free	\$20.00
One Third page	\$ 8.00	\$25.00
One Half Page	\$12.00	\$35.00
Full Page	\$24.00	\$48.00

<u>Charges for one year...</u>	<u>Members</u>	<u>Non-Members</u>
Business Card	\$ 30.00	\$ 60.00
Quarter page	\$ 75.00	\$100.00
Half Page	\$100.00	\$140.00

A member may run a maximum of two free ads per month as described above. Each ad will run in two consecutive issues unless specified otherwise.

Please submit ads as follows:

1. Send your ad by email to SusanHTyler@gmail.com
 Send the text for your ad in the email message **or** attach a "Word" document.
 For a logo or pictures attach .jpg or .png files.
2. Also send by US Mail
 to Susan Tyler, 755 Vista Lane, Lakewood, CO 80214
 - a check made out to *Colorado Driving Society*
 - your name and phone number
 - a paper copy of your ad
 - the ad size, frequency, and month the ad will start.

Questions? call (303) 915-9553

Please have your ads in by the 25th of the month prior to the issue in which you want your ad to appear.

CUSTOM OAK MEADOWBROOK CART FOR PERCHERON DRAFT HORSE



- 90" shafts with patent leather trim; nearest separation, 29"
- 50" well-balanced wheels, rubber in perfect condition; axle/outside hubs, 64"
- Independent elliptical springs for a comfortable ride
- Wood fenders, inside guards, spares box
- Floor curves to the dashboard with black rein rail
- Tree guards protect axle and wheels
- Folding rear seat lifts for rear step entry
- Never in an accident
- Amish made by Wheatland Wheels Company, Churchtown, PA
- \$3,675, firm; includes Amish-made Percheron draft harness




Hillside, CO • Contact Bonnie Simrell • 719-783-4134 • bsimrell@writerspc.com

Advertisements

Bey Breze Farm Cleveland Bays



Breeding Quality Sport Horses
Boarding, Training & Instruction



(970) 663-0459

Lauralie Taubenheim
Glenn McGirr
7763 E. County Rd. 16
Loveland, CO 80537

FOR SALE:

Stoltzfus Bird in Hand, Pa.
Pony show gig cart
Suzanne 303 945 9057



Freedom Carriages

Specializing in Custom Built Carriages
for Competition and Pleasure
2 and 4 Wheel Designs

Joe Johnson

303.829.9089

j76johnson@gmail.com

Custom Welding and Metal Fabrication

ROCKY MOUNTAIN CARRIAGE SALES

Your Headquarters for Carriages, Harness & Accessories serving the Western United States
For the very finest Synthetic Harness & Accessories, Minis to Draft, Pleasure, Work & Competition. All Harness measured to fit. For over 1000 items to choose from, visit our web site: rockymountaincarriagesales.com



Beatrice Rudolf in a BC Aerocrown

Photo by Carousel Photography

No matter what the size, call Jack for your harness, carriage and driving needs



Linda Wheeler-Holloway with her Percherons, Captain & Lazarus, put to a Carriage Machine Shop Wagonette

Contact Jack for free consultation for evaluating your horse & equipment; custom sizing your horse to a vehicle or custom fitting a harness to your horse. Benefit from Jack's 30 years of experience: call for reasonably priced lessons and clinics.

Jack Bloss,
Carriage Association of America: Certified Driver Training
Rocky Mountain Carriage Sales, Berthoud, CO
Business: 970-344-5096, Cell: 303-775-5258
Email: jjbloss.1982@yahoo.com



BIRD-IN-HAND
CARRIAGES



All Harness & Carriages Amish Made in the USA
Building Carriages for over 30 years

BELLCROWN
CARRIAGES USA



Three Carriages For Sale

A pacific carriage marathon vehicle and 2 wooden buckeye carts.

Contact Dee Vanpoolen 719-252-1002

dee.vanpoolen@gmail.com





INTERESTED IN CARRIAGE DRIVING ? Join us!

COLORADO DRIVING SOCIETY MEMBERSHIP APPLICATION / RENEWAL

Please print.

Name: _____

Address: _____

City: _____ State: _____ Zip Code _____

Phone: _____
Home: (____) _____ Work: (____) _____ Cell: (____) _____

Email: _____

I am a member of ADS (American Driving Society); CAA (Carriage Association of America)

Send my CDS newsletter by email (free) or by US mail (Add \$10 to membership fee)

How did you hear about the Colorado Driving Society?

- Friend Internet Website Flyer Horse Expo Facebook other Please have someone call me. _____

I am interested in:

- Learning to Drive
- Clinics
- Shows
- Combined Driving
- Picnic Drives, Fun Days
- Pleasure driving
- Dressage for Carriage Driving
- Marathon, Hazards, Cones
- Volunteering
- Other _____

Please check all that apply:

- \$25 Individual Membership
- \$30 Family Membership
- \$ 0 to receive newsletter by email
- +\$10 to receive newsletter by US mail

Complete the form above.

Mail form with check to: [Colorado Driving Society](#)
c/o Pat Lamprey
7231 Eaton Circle
Arvada, CO 80003

\$_____ Total enclosed. Make checks payable to: *Colorado Driving Society* (Dues are for the calendar year)

DRIVING LINES

Colorado Driving Society

755 Vista Lane

Lakewood, CO 80214