

COLORADO DRIVING SOCIETY



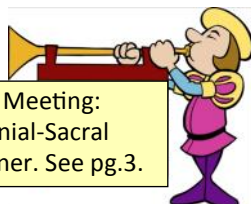
Driving Lines

WWW.COLORADODRIVINGSOCIETY.PBWORKS.COM



President's Message

August 10 Membership Meeting:
Learn about Equine Cranial-Sacral
Therapy from Mary Hajner. See pg.3.



In this issue:

	Page
Calendar of Events	2
CDS August 10 Membership Meeting	3
Blue Jeans Driving Games August 19	4-9
Fun Driving Days September 2 & October 1	10
Derby Driving II September 16	11-13
20 Mile House CDT scores and photos	14-18
Ad rates, Board of Directors, Event Organizers	19
Wanted: Web Master and Newsletter Editor	20
Advertisements	20-22
CDS Membership and Renewal Form	23

Bring out your inner Geek

CDS seeks two computer-savvy people to volunteer from home. If you have email, can type, and like working with photos, this is for you!

Web Master Manage our new website. Approximately 1 hour per month to update a few items. Contact Al Senzamici: alsenzamici@outlook.com.

Newsletter Editor Edit the CDS *Driving Lines*. Learn on the job assisting the current editor until she retires in December 2017. Approximately four hours per month. For details, contact Susan Tyler at TwilightRider12@gmail.com.

More on Page 20.

The **20 Mile HDT event**, coordinated by **Susan Tyler** is now complete for 2017. Even though participant turnout was low we were able to still put the event on. **Kim Dykman Henson** even joined us from Nebraska. Many thanks to the participants and the volunteers that made the event happen!

August 19, **Susie Haszelbart** will be coordinating the **Blue Jeans Driving Games**. This is truly a fun filled event. Put on your show clothes from the waist up but slip into those comfy blue jeans for a fun filled day of driving. Please be sure to get your registration form to Susie right away.

September 16 will bring our second **Driving Derby** for 2017. If you have not participated in one of these events or watched one you need to be there. It is exciting. We are always looking for volunteers for this so be sure to let us know if you can help.

Lani Piper is looking at venues and planning our **Annual Christmas Party**. Hard to believe we are thinking about the holiday season already. If you would like to assist in the planning please let us know.

We are looking for a **webmaster** to manage and update our website. If you have the skills or know of someone who would like to manage the website please contact me.

We also need a **newsletter editor** for 2018. **Susan Tyler** has done it for a few years now and will be relinquishing her role putting together the *Driving Lines* newsletter. If you are interested please contact either Susan or me.

Please feel free to contact me directly if you have any questions, comments, or suggestions about the club. alsenzamici@outlook.com.

Regards,

Al Senzamici



Colorado Driving Society Calendar of Events

Date	Day	Event	Organizer	Location
Aug 10	Thu	7:00 pm Membership Meeting	Al Senzamici 719-749-2439	Franktown Firehouse Parker Rd at Hwy 86 ³
Aug 19	Sat	Blue Jeans Pleasure Show	Susie Haszelbart 303-882-2462	Salisbury Park 11920 N Motsenbocker Rd, Parker ¹
Sep 2	Sat	Fun Day of Driving	Just show up, drive, share lunch	Salisbury Park 11920 N Motsenbocker Rd, Parker ¹
Sep 16	Sat	Derby: Drive a timed course	Kris Jensen 303.841.5238	Salisbury Park 11920 N Motsenbocker Rd, Parker ¹
Oct 1	Sun	Fun Day of Driving	Just show up, drive, share lunch	Salisbury Park 11920 N Motsenbocker Rd, Parker ¹
Oct 6-7	Fri-Sat	Troyer Auction	NA	Adams County Fairgrounds
Oct 12	Thu	7:00 pm Membership Meeting	Al Senzamici 719-749-2439	Franktown Firehouse Parker Rd at Hwy 86 ³
Oct 28	Sat	Halloween Drive	Marie Harrity 720-982-7933	Salisbury Park 11920 N Motsenbocker Rd, Parker ¹
Nov 11	Sat	Annual Planning Meeting	CDS Board of Directors	Franktown Firehouse Parker Rd at Hwy 86 ³
Nov 18	Sat	Forney Trnsp. Museum work day	Erik Jensen 303-841-5238	4303 Brighton Blvd., Denver 80216
Dec 9	Sat	Parker Christmas Carriage Parade	Joe Johnson 303-829-9089	Main Street, Town of Parker
Dec 10	Sun	CDS Christmas Party	CDS Board of Directors	Franktown Firehouse Parker Rd at Hwy 86 ³

¹ Salisbury Equestrian Park, 11920 N Motsenbocker Rd, Parker, CO From Ridge Gate Exit off I-25, go west, turn south on Chambers Rd, left on Hess Rd, then left at light on Motsenbocker Rd, right into the park entrance, right at the stop sign, then left towards the large gravel parking lot.

² Indiana Equestrian Park, 7500 Indiana St., Arvada, CO.80007 From I-70, go west on 64h Ave, North on Indiana St, Right into the park, (just north of a little white church on the right.)

³ The Franktown Fire House is on Parker Rd (Hwy 83) between the towns of Parker and Castle Rock. The driveway down to the Firehouse is off the west side of Parker Rd, just south of the intersection with Hwy 86 and below the level of the two roads.

Rocky Mountain Carriage Club Events

www.rockymountaincarriageclub.org

The Rocky Mountain Carriage Club requires helmets to be worn by all event participants.

Date	Day	Event	Organizer	Location
Aug 27	Sun	RMCC LongLining Show	Kristy 303-888-2959	Canino's, 9968 Lookout Rd, Lafayette, 80026
Sep 10	Sun	RMCC 2nd Sunday Drive ²	Jan Canino 303-543-9903	Canino's, 9968 Lookout Rd, Lafayette, 80026
Sep. 23-24	Sat Sun	Suzu Stafford Clinic,	Nancy Bruckhauser 303-776-6246	Silver Whip Acres, Ft. Collins
Sep 29-30	Fri-Sun	Ft Laramie Drive	Carol Ackerman 970-231-6773	Ft. Laramie, Wyoming
Oct 8	Sun	RMCC 2nd Sunday Drive ²	TBD	TBD
Oct 22	Sun	RMCC Halloween Drive ²	Dee Deyen 970-214-1412	Canino's, 9968 Lookout Rd, Lafayette, 80026
Nov 12	Sun	RMCC 2nd Sunday Drive ²	Bill Wheeler 925-324-7833	Raptor Ridge Farms, Berthoud, CO ³

¹ Directions to Silverwhip Acres: I-25: Take the Ault exit (Hwy 14 East) to County Road 3, (Approximately 1.5 miles) turn left (North) go 1.5 miles, property is 3rd on the left after you cross County Road 48.

² Weather pending

³ Directions to Raptor Ridge Equestrian, LLC, 3756 West County Road 16, Loveland, CO 80537.

From 14th Street exit from I-25 (Loveland): Head west on 14th Street towards CR7, continue straight on 14th St SW, turn left onto S. Dotsero Dr, turn right onto SW 18th St/W Co Rd 16, turn left onto S Co Rd 19, continue onto W Co Rd 16, left into Raptor Ridge driveway.

NON-LOCAL CARRIAGE DRIVING EVENTS

At the November CDS Planning Meeting, there was discussion about adding non-local events to the calendar – things that are within reasonable driving distance. Below are the events Pat found.

Date	Day	Event	Contact	Location
Aug 5-6	Sat-Sun	Eastern Iowa Carriage Glow	www.easterniowacarriageglow.com	Delaware County Fairgrounds, Manchester, IA
Aug 9-13	Wed-Sun	Walnut Hill Farm Driving Competition	www.walnuthillfarm.org/	Pittsford, NY
Sep 8	Fri	Villa Louis Carriage Classic	www.carriageclassic.com/	Villa Louis Historic Site, Prairie du Chien, WI
Sep 22	Fri	Indiana CDE & CT	www.facebook.com/Indiana-Whips-and-Wheels-191131624240376/	Hoosier Horse Park, Nineveh, IN
Oct 10-15	Tue-Sun	National Drive - Kentucky Horse Park,	www.nationaldrive.net/	Kentucky Horse Park, Lexington, KY

Colorado Driving Society

General Membership Meeting

August 10, 2017

7:00 PM Thursday,

All members are encouraged to attend monthly general membership meetings.

Get to know fellow club members, learn more about carriage driving and help plan club events.

Location:

Franktown Firehouse
1959 S State Highway 83
Franktown, CO 80116
Southwest of the intersection of Hwy 83 (Parker Rd) and Hwy 86.

**Agenda****Colorado Driving Society**

Franktown Fire House

Thursday, August 10, 2017

Board Meeting 6:00 p.m.

President – Al Senzamici

Vice President - Kris Jensen

Secretary and Event Coordinator - Pat Lamprey

Treasurer – Joan Senzamici

Directors – Barb Nesse, Gary Lewman, Sandy Clayton

Membership & Education Chair - Sandy Clayton

Newsletter & Volunteers Coordinator - Susan Tyler

Facebook & Social Media - Al Senzamici

Marketing & Publicity – Kristy Long Taylor

General Membership Meeting 7:00 p.m.

Call to Order

Review and approval of minutes from last meeting

Treasurer's Report

Old business

New business

Board Meeting Adjournment

Program for the evening:**Mary Hajner, Equine-Cranial-Sacral Therapist**

Mary offers private sessions which combine Equine-Cranial-Sacral Therapy with herbalism knowledge. She enjoys putting the healthy horse and rider team together so they can enjoy their competitions or companion animal time in harmony.

Mary received her certificate for completing all 6 levels of equine craniosacral therapy at **The CranioConnection**. She also received her **master herbalist** certificate from the North American School of Clinical Herbalism.

Mary has over 25 years of experience riding and showing horses. She owns a ranch in Kiowa, Colorado where she cares for her horses. One of her passions is rehabilitating retired race horses and finding them new jobs off the track.

Mary's previous career in orthopaedic research allows her to understand equine biomechanics and the importance of understanding how bones, joints and soft tissues move in the horse.

<http://equinecadence.com/equine-craniosacral-therapy/>

CDS EVENT: BLUE JEANS DRIVING GAMES | SATURDAY, AUGUST 19 | SALISBURY EQUESTRIAN PARK | PARKER, CO

Colorado Driving Society

Blue Jeans Driving Games

Saturday, August 19, 2017 9:00 am

At Salisbury Equestrian Park

Parker, Colorado

Show Manager/Organizer

Susie Haszelbart

SeptemberRanch@wildblue.net

303-882-2462 cell

Please have
your entry
postmarked by
Monday,
August 7

We're adding more Variety to the Show this year!

3 Divisions:

VSE

Pony/Donkey

Horse/Draft/Mule

Classes: 5 unique fun courses:

Road Maze Challenge

Gambler's Choice

Town & Country

A Flag & 16 Cones

Pick your own Route

High Point Prize:
Director Chairs

Volunteers are needed for this show!

If you can help, fill out this form, check the job you prefer and your lunch choices, or call Susie 303-882-2462. Volunteers receive a free lunch. We plan for this show to wrap up right after lunch.

<u>Job</u>	<u>Number needed</u>	<u>Duration</u>
<input type="checkbox"/> Course setup on Friday	8	Friday later afternoon
<input type="checkbox"/> Cone/Course setters	5	Saturday all morning
<input type="checkbox"/> Judges	5	Saturday all morning
<input type="checkbox"/> Timers	5	Saturday all morning
<input type="checkbox"/> Tent setup/tear down	3	Saturday (7:30 am/ 1 pm)

Name: _____

E-mail: _____

Address: _____

City/State/ZIP: _____

Phone: _____

Lunch choices: include Chips & Apple

Sandwich

☐ Ham & Cheese

☐ Smoked Turkey

☐ Tuna

☐ Vegie

Cookie

☐ Chocolate chip

☐ Oatmeal Raisin

☐ Shortbread

☐ Candy Cookie

Obstacle Driving Classes

See Rules and Regulations on pages 8 & 9

Road Maze Challenge

Enter the course through the white pipe lined road to your 1st turn. Signal a Left Turn with your whip and proceed through the left turn. Continue down the path and signal Right Turn with your whip prior to making the right turn. In advance of the stop sign, signal a stop with your whip, then make a complete stop at the stop sign. Proceed down the road and cross the bridge. At the mailbox, stop & open the box to retrieve the letter, then return it to the box. Follow the road around the

trash can, over the tarp on the ground, and past the flag. At the barrel with the flower basket, stop and pick up the basket, put it in your vehicle and proceed to the next barrel to make the delivery to your friend. This will complete the maze. One point awarded for executing the correct signal and/or passing successfully through the road challenge for a total of 10 points. Time will be used as a tie breaker.

Gambler's Choice

To be driven over a course of unnumbered obstacles, each carrying a specific point value, assigned according to its degree of difficulty. Each driver has the same allowed time to negotiate as many of the obstacles as possible, and try to amass as high a score as possible within that time allowed. After passing through the Start markers, the driver may drive through the obstacles, in any order and direction. Each obstacle may be driven twice, but not in succession. If driven a third time, no points are awarded. No obstacle may be redriven once it has been disturbed, except obstacles meant to be knocked down. No points are given for an incorrectly driven obstacle, but if incorrectly driven and

not disturbed, it may be attempted again. A signal sounds at the end of the allowed time, and the driver must then exit through the finish markers where the total time on course will be recorded. If already committed to an obstacle when the signal sounds, the driver may complete the obstacle and receive the points, then proceed to the finish. It is up to the judge to decide if the competitor was committed at the signal. Placings are determined by the greatest number of points accumulated in the least time. Obstacle may include a bridge, mail box to be opened, flag carried, 360 degree circle, parallel poles, various cones pairs in figures, back up knock down, and others.

Town & Country

After passing the starting line, the driver shall proceed through each obstacle in order to the designated finish line. Obstacles are set at 80 inches (2.0m) for all competitors. At least 30% of the obstacles must not be a pair of cones, but instead an obstacle that could be encountered while out driving through

town or country; i.e., mailbox and cones, trash barrel and cone, flagpole and a cone, fence section and cone, bridge, poles set like guardrails, wood piles, artificial animals (these should be set at a distance from a pair of cones to avoid frightening animals).

A Flag and 16 Cones

To be driven over a course of 16 numbered obstacles (paired markers) with a set route. After proceeding through the start markers, you will first need to head to the barrel with the flag, grab the flag

and continue with the flag through the numbered cones. Once all 16 cones have been completed, return the flag to the barrel and exit through the finish markers.

Pick Your Own Route

To be driven over a course of obstacles (paired markers) with no set route. The number of obstacles will not exceed 20 obstacles. The cones will be set at 80 inches at the start of the competition, and only reset in the event of a knockdown. After passing through the Start markers, the driver shall proceed through each obstacle to the designated Finish marker, choosing his/

her own route. Each obstacle and the start & finish lines to be negotiated once and only once, but may be driven from either direction. Course faults are scored as penalty seconds and are added to the driver's elapsed time. Placings are determined on a low total time basis.

No salute is required before competing in any Obstacle Driving Class.

CDS EVENT: BLUE JEANS DRIVING GAMES | SATURDAY, AUGUST 19 | SALISBURY EQUESTRIAN PARK | PARKER, CO

Blue Jeans Driving Games Entry*Please have your entry postmarked by Monday, August 7.*

Please use one form per entry. An entry is one horse or set of horses put to the same vehicle. A driver may enter up to 2 entries. All drivers and passengers must sign a waiver before the show begins. Junior drivers (under 18) must have a parent or guardian sign for them.

All persons who ride on your carriage or help with your horses must sign a release.

Driver: _____ If Jr., Date of Birth: _____

Address: _____ **City:** _____ **State:** _____ **Zip:** _____

Phone: _____ **e-mail:** _____

Groom(s) _____ If Jr., Date of Birth: _____

_____ If Jr., Date of Birth: _____

Check
one
box
on
each
line.

☐ 2-wheel vehicle ☐ 4-wheel vehicle

☐ Single ☐ Pair ☐ 4-in-Hand ☐ Tandem ☐ Unicorn

☐ VSE _____ ☐ Pony _____ ☐ Horse _____ ☐ Draft _____ ☐ Donkey/Mule _____

Above, please check the box for type of animal, and write animal's height on the line

Breed _____ ☐ Mare ☐ Gelding No Stallions

Horse Name(s) _____

Fees: Classes - \$10.00 each or \$45 for all 5 classes

Check the classes you want to enter and fill in \$10 for each.

OR check "All classes" and fill in \$45. Classes begin at 9:00 am.

☐ All classes.....\$ _____

☐ Road Maze Challenge.....\$ _____

☐ Gambler's Choice.....\$ _____

☐ Town & Country.....\$ _____

☐ A flag & 16 Cones.....\$ _____

☐ Pick your own Route.....\$ _____

Sponsor a class \$10.....\$ _____

Non-CDS member fee - \$10 \$ _____

____ Lunches at \$10/each.....\$ _____

____ Volunteer Lunches at \$10...\$ _____

Total Amount Enclosed:... \$ _____

**To be eligible for the
championship award,
you must be entered
in all 5 classes.**

Sponsored class _____

**Mark choices below*

Please help feed our volunteers!

Make checks payable to: CDS

Mail checks & entry to:

Susie Haszelbart

30100 County Road 17

Elizabeth, CO 80107

***Lunch Choices:** Write number of lunches desired beside sandwich choice, choose cookie:

Sandwiches: ____ ☐ Ham & Cheese ____ ☐ Smoked Turkey ____ ☐ Tuna ____ ☐ Veggie

Cookie: ☐ Chocolate chip ☐ Oatmeal Raisin ☐ Shortbread ☐ Candy Cookie

Colorado Driving Society – Release

The undersigned fully assumes all responsibilities and risks from or arising out of the transportation, handling, use, and driving and/or riding of horses at any and all Colorado Driving Society activities, and at adjacent arenas that may be owned or controlled by the Colorado Driving Society, and further agrees to indemnify, hold harmless and defend the Colorado Driving Society (the "Premises"), their respective trainers, employees, agents, independent contractors, and member of boards of governance ("Indemnities") from all damages, losses, expenses or liabilities for any injury to the person or property of the undersigned, third parties or said horses at the Premises by the undersigned. I understand that there are risks involved in the use of the Premises, and I fully assume all such risks, and knowingly waive any and all specific notice of existence of such conditions.

Signature: _____ Date: _____

Print Name: _____ Telephone: _____

Address: _____ City, State: _____

Doctor's Name: _____ +++ _____ Dr.'s phone: _____

Medical conditions we should be aware of: _____

If the above individual is a minor, please complete the following:

On behalf of the above-named minor, I waive and release all claims for damages, losses or expenses to person or property, which may be caused by an unreasonable act or failure to act of the Indemnities named above. I understand that there are risks involved in the use of the Premises, and I assume that risk of all conditions in and about said facility for myself and the above from all damages, losses, expenses or liabilities for any injury to the person or property of the above-named minor, third parties or said Indemnities caused by or arising out the transportation, handling, use or riding of horses at the Premises by the above-named minor.

Parent/guardian signature: _____ Date: _____

In addition to the Release provided above and any release in any other agreement, the following warning is given in accordance with Colorado Law.

WARNING

UNDER COLORADO LAW, AN EQUINE PROFESSIONAL IS NOT LIABLE FOR AN INJURY TO OR THE DEATH OF A PARTICIPANT IN EQUINE ACTIVITIES RESULTING FROM THE INHERENT RISKS OF EQUINE ACTIVITIES, PURSUANT TO SECTION 13-21-120, COLORADO REVISED STATUTES.

Penalties

Unless otherwise specified, the penalties shown at right will apply to all Time and Specialty Obstacle classes. Additional penalties will apply as specified in individual class rules

Timed Competitions

To be driven over a prescribed course of obstacles. The number of obstacles to be proportionate to the dimensions of the driving area. Not to exceed 20 obstacles. After passing the starting line, the driver shall proceed through each obstacle in order to the designated finish line. Course faults are assessed as penalty seconds and are added to the driver's elapsed time. Placings are determined on a low total time basis.

Obstacle Driving Penalties

Knocking over start or finish marker	5 seconds
Knocking down or dislodging obstacle	5 seconds
Break to canter	
1st break to canter.....	5 seconds
2nd break to canter.....	5 seconds
3rd break to canter.....	5 seconds
4th break to canter.....	Elimination
Prolonged canter.....	Elimination
Disobedience or groom(s) dismounting (cumulative over course)	
1st incident.....	5 seconds
2nd incident.....	10 seconds
3rd incident.....	Elimination
Starting before signal.....	Elimination
Failure to cross starting line within one minute of signal.....	Elimination
Off-course.....	Elimination
Outside assistance.....	Elimination
Failure to carry whip (<u>Article 207.2</u>).....	Elimination
Use of a tie-down or overcheck.....	Elimination
Breakage of harness or vehicle.....	Elimination
Exceeding time limit (twice time allowed).....	Elimination
Entries that overturn.....	Elimination
Failure of entire entry to pass through start or finish markers.....	Elimination

Rules and Regulations

All classes offered will be conducted and judged in accordance with The American Driving Society rules and regulations, as much as possible and within reason.

Neither the management of the event nor the property owners of any property used during the event accept any responsibility for accidents, damage, injury or illness to the horses, owners, riders, driver, employees, attendants, spectators or any other person or property in connection with this event.

Driving Apparel:

In all classes the driver and any passengers should wear blue jeans and a hat (helmets are strongly encouraged). Drivers must wear gloves. Aprons and/or lap rugs are not required. An appropriate driving whip shall be carried at all times when driving. The whip thong must be able to reach the farthest horse/pony. In all classes drivers and passengers should be dressed neatly and appropriately for the class entered. Blue jeans (blue jeans skirts are acceptable for ladies). Junior drivers (under age 18) must wear an appropriate helmet at all times when driving.

NO CANTERING ALLOWED

Cantering Rule: Canter is prohibited in all classes. Breaks to canter are defined as three full strides. Canter will be penalized according to class specifications. In the case of multiples, all horses must break to incur penalties.

Junior Drivers/Passengers

Drivers under the age of 14, except those driving VSE/miniature horses, must be accompanied by a knowledgeable adult horseman at all times.

Drivers or passengers under the age of 18 must wear a suitable helmet at all times when in the vehicle.

Qualifications

VSE: Under 9.3hh

Small pony: Over 9.3hh, not to exceed 12.2hh

Large Pony: Over 12.2hh, not to exceed 14.2hh

Horse: Over 14.2hh

Multiples are sized based on their tallest member.

CDS EVENT: BLUE JEANS DRIVING GAMES | SATURDAY, AUGUST 19 | SALISBURY EQUESTRIAN PARK | PARKER, CO

The pleasure driving horse may be any breed, color or size. Donkeys and mules of any size are welcomed and will be placed in classes based on their size as defined above.

Vehicle and Harness Requirements:

Any safe two- or four-wheeled vehicle is appropriate for this competition with the following exceptions:

Wire Wheel Vehicles (i.e. bicycle wheels) are allowed for VSE and Small Ponies only.

Vehicles may have iron or solid rubber tires or inflatable rubber tires.

Any type of harness is acceptable as long as it is safe and appropriate for the turnout. All harness should be clean and in good working order. Breaching is required for any vehicle without working brakes.

Check reins are not allowed in any of the classes.

Kicking or bucking straps are acceptable on all single turnouts.

Turnout Definitions and Groom Requirements:

Grooms/Passengers: must be at least 12 years of age. Grooms may be "recruited" from the volunteer pool if needed.

Single: one horse driving a 2- or 4-wheeled vehicle (groom optional)

Pair: two horses harnessed abreast driving a 2- or 4-wheeled vehicle (1 groom required)

Tandem: two horses harnessed in single file driving a 2- or 4-wheeled vehicle (1 groom required, except for VSE)

Unicorn: three horses harnessed one in front and two behind driving a 4-wheeled vehicle (2 grooms required, 1 groom for VSE)

Four-in-hand: four horses harnessed in pairs, two in front, two behind, driving a 4-wheeled vehicle (2 grooms required)

Splitting/Combining Classes: Class sections will be generally defined by the size and number of horses in each turnout as described above in Qualifications and Turnout Definitions. The Judge and/or Show Management reserve the right to split any class section, in the interest of safety, should the number of entries warrant such action. Class sections shall not be less than 3 turnouts. In the event that a class section does not fill, Management reserves the right to combine turnouts in any practical manner. Final class section designations will be provided on the day of the show. Junior drivers will be combined into their own class sections regardless of the size or type of the turnout.

Awards & Divisions

Ribbons will be awarded 1st to 6th place. Champions from each division, based on accumulated points, will receive a high point award. Divisions are VSE, Pony/Donkey, and Horse/Draft/Mule.

BRIDLE RULE

A bridle with reins attached and passed through the saddle terrets must be in place whenever a horse is hitched to a vehicle. **FAILURE TO COMPLY WILL INCUR ELIMINATION FROM THE EVENT**

Dogs

Dogs must be on leash at all times.

Other Rules

Salisbury Park may have other rules posted that the participants are responsible for reading and following.

Lunch

Please choose your sandwich & cookie in the space provided on the entry form on page 6; lunch includes chips, and an apple. Water & sodas will be available for everyone.

In an effort to thank our volunteers, would you be so kind as to sponsor a volunteer for lunch? See page 6.

Restroom facilities and water

There are several restroom facilities available on site.

Water for your horses is available at the maintenance building. This is a good distance from the event site, so it is recommended that you either bring your own water or stop on your way in to the event to pick some up.

Parking

There is sufficient parking available. Please keep a fair distance between trailers.

The Timing Plan

In an effort to be efficient with your time, we are planning to run the arena classes and polo field classes simultaneously. This should help shorten the day and keep you driving from the time you put to/hitch until lunch.

CDS

Two Fun Days of Driving

Saturday, September 2, 2017

Sunday, October 1, 2017

Salisbury Park

11920 N Motsenbocker Rd, Parker, CO

Just show up and drive.

Then share lunch.

Bring your lunch and a chair.



CDS EVENT: DRIVING DERBY | SATURDAY, SEPTEMBER 16 | SALISBURY EQUESTRIAN PARK | PARKER, CO

Colorado Driving Society Driving Derby II

Saturday, September 16, 2017
Salisbury Equestrian Park,
11920 N Motzenbacher Rd, Parker, Colorado
Host: Kris Jensen

Entries must be received by August 25



Kristin Ferron driving Sweet Pea



Fred Wehrli driving Chip, Vickroy as groom

How it works:

Each driver will be timed through a numbered course of obstacles and gates in the proper direction and in correct numerical order to the finish line. Drivers may enter horses of any breed and size, from minis to drafts, in different divisions and classes.

A round is run as a timed competition with penalties converted into seconds. There will be two rounds for each competitor. The times plus penalty scores for both rounds are added to produce final scores and placing.

RULES

Divisions

- Training Level Division: trot only.
- Open division: any gait.

Classes refer to equine size; any equine breed may enter:

- VSE*/Small Pony (less than 12.2 hands) *very small equine
- Large Pony (12.2 to 14.2 hands)
- Horse (over 14.2 hands)

Presentation:

- Horses and riders must be turned out in clean and neat marathon style/

Navigators:

- All entries except VSE are required to have a navigator on the vehicle. Navigators may ride with more than one entry.
- Drivers under the age of 18 years must be accompanied by a navigator of 18 years and older with the exception of VSE.
- Youth drivers over the age of 14 may drive single in VSE class.
- Drivers over age 18 must be accompanied by a navigator 14 years or over with the exception VSE.

Equipment:

- All persons on the course must wear properly fitted ASTM/SEI protective headgear with chin strap harness secured. Protective vest and medical armbands are not required but recommended.
- Only the driver may handle the reins, brake and whip.
- A whip of suitable size to reach all horses must be carried in hand while on the course. If the whip is dropped, the driver or groom can retrieve a spare whip or the carriage must be stopped so a groom may dismount and retrieve the whip. In the case of a drivers without a groom, the whip may be re-stored to the driver by an outside party. The penalty is the time lost.

Course:

- A course diagram will be available upon check-in. Drivers will be invited to walk the course the morning of the event.
- Cones/Obstacles will be set at a common width of 175 cm.
- Hazards will be set at a minimum of 3 meters apart.
- The entry to each obstacle or gate will be numbered on the right by a red sign or flag, to indicate the correct direction. Entering an obstacle with the red sign or flag on the left or out of numerical order is an error and cause for elimination.
- Driving hazard gates out of order is "off course" and may be corrected by returning to the missed gate and resuming the course.
- Hazard gates completed are considered dead and can be driven in any direction.
- The judges' interpretation of the rules is final.

SCORING

- Course time begins and ends when the horse's nose crosses the start and finish lines.
- Penalties are added to the elapsed time for total time. Penalties are listed on page 13.
- Entry with lowest total time wins. This can be a combined time if multiple runs are used.
- Ties will be broken by the fewest penalty seconds or a drive off at management discretion.

To Enter the Driving Derby.

- Fill out the attached entry form.
- Entries and fees must be received no later than August 25, 2017. Make checks payable to *Colorado Driving Society*. A confirmation email will be sent upon receipt of entry.
- If you are under 18, your parent or legal guardian must sign the application form along with you.
- All drivers and navigators (parent/guardian when applicable) must sign a CDS Release form before participating.
- Continued on page 12



Lisa Crispin driving Chester



Claudia Wilson driving
Nonesuch Simply Gorgeous.
Kathleen Szymanski, groom



Eva Craig

Photos of June 18, 2017 CDS Derby I by Michelle Vierling

CDS EVENT: DRIVING DERBY II | SATURDAY, SEPTEMBER 16 | SALISBURY EQUESTRIAN PARK | PARKER, CO

To get a sneak preview
of the course, volunteer
to help Set-Up. Call Kris
at 303.841.5238.

Colorado Driving Society Driving Derby II

Saturday, September 16, 2017

Entry Closing Date: August 25, 2017

Salisbury Equestrian Park, Parker, Colorado

Competitor briefing – 9:00 a.m.

Competition start time – 10:00 a.m.

Entry fee: \$25 (\$50 non-CDS members includes single CDS membership) \$15 Late Fee

Make checks payable to Colorado Driving Society. Mail entry form, release and payment to:

CDS Derby Driving, Kris Jensen, 2072 Summit, Franktown, CO 80216

Driving Derby II Entry Form

Driver: _____

☐ Yes! I'll volunteer to help set up.

Please submit a duplicate form for your navigator, if applicable.

Telephone numbers Home: _____ Cell: _____ Other: _____

Email address: _____

Street address: _____ City: _____ State: _____ ZIP: _____

Horse (1) name: _____ Sex: _____ Age: _____ Height: _____

Horse (2) name: _____ Sex: _____ Age: _____ Height: _____

Please check one box on each line:

Division: ☐ Training (trot only) ☐ Open (any gait)

Divisions may be split or combined based on the number of entries received.

Class: ☐ Horse (over 14.2 hands) ☐ Large Pony (12.2 to 14.2 hands) ☐ VSE/Small Pony (less than 12.2 hands)

Class refers to animal size. All equine breeds are welcome.

Turnout: ☐ Single ☐ Pair ☐ Other _____
(please specify)

Colorado Driving Society Release

The undersigned fully assumes all responsibilities and risks from or arising out of the transportation, handling, use, and driving and/or riding of horses at any and all Colorado Driving Society activities, and at adjacent arenas that may be owned or controlled by the Colorado Driving Society, and further agrees to indemnify, hold harmless and defend the Colorado Driving Society (the "Premises"), their respective trainers, employees, agents, independent contractors, and members of boards of governance ("Indemnities") from all damages, losses, expenses or liabilities for any injury to the person or property of the undersigned, third parties or said horses at the Premises by the undersigned. I understand that there are risks involved in the use of the Premises, and I fully assume all such risks, and knowingly waive any and all specific notice of existence of such conditions.

Signature: _____ Date: _____

Doctor's name: _____ Dr.'s phone: _____

Medical conditions we should be aware of: _____

If the individual is a minor, please complete the following: On behalf of the above-named minor, I waive and release all claims for damages, losses or expenses to person or property, which may be caused by an unreasonable act or failure to act of the Indemnities names above. I understand that there are risks involved in the use of the Premises, and I assume that risk of all conditions in and about said facility for myself and the above from all damages, losses, expenses or liabilities for any injury to the person or property of the above-named minor, third parties or said Indemnities caused by or arising out of the transportation, handling, use or riding of horses at the Premises by the above-named minor.

Parent/guardian signature: _____ Date: _____

In addition to the Release provided above and any release in any other agreement, the following warning is given in accordance with Colorado Law.

WARNING: UNDER COLORADO LAW, AN EQUINE PROFESSIONAL IS NOT LIABLE FOR AN INJURY TO OR THE DEATH OF A PARTICIPANT IN EQUINE ACTIVITIES RESULTING FROM THE INHERENT RISKS OF EQUINE ACTIVITIES, PURSUANT TO SECTION 13-21-119, COLORADO REVISED STATUTES.

Colorado Driving Society Driving Derby Driving II

Continued from Page 11

PENALTIES

Excessive use of the whip	Disqualification
Starting before the signal	10 seconds
Failing to pass through start or finish gates	Elimination
Numbered cones or obstacle driven backwards, out of order, or more than once	Elimination
Corrected course, lettered gates	20 seconds
Wrong course, not corrected	Elimination
A dislodged element is knocked down by any means	5 seconds
Preventing a ball or knockdown from falling	10 seconds
Causing an obstacle to be rebuilt (clock stops)	5 seconds
First or second disobedience	Penalty is time lost
Third disobedience	Elimination
Loss of effective control	Elimination
Groom not on carriage when passing Finish Line	Elimination
Dismounting while carriage is in motion	10 seconds
Groom(s) or Athlete intentionally dismounting, first or second time	Penalty is time lost
Groom(s) or Athlete intentionally dismounting and remounting after next numbered gate or finish or carriage does not halt for remount	Elimination
Driver unintentional dismount	Elimination
Carriage turnover	Elimination
Cantering in Training division per occurrence	20 seconds

Eighteenth Annual 20 Mile House Combined Driving Trials

Sunday, July 16, 2017 at Salisbury Park in Parker, CO

For this one-day competition we had 10 entries. They started with dressage tests, then a cones course, followed after lunch by a 4.54 Km cross country marathon course with four obstacles to negotiate along the way.

The judge for Dressage: K. C. Parkins-Kyle. For Cones: Jan Wehrli

I just spent an hour downloading the photos taken by volunteers Bob Bosko and Michelle Vierling at the 20 Mile House Combined Driving Trials. We had these two dedicated all day to photographing the event. They captured the competitors in all three phases. After all your work to train, practice and prepare to compete, it's wonderful to have your performance recorded! Please join me in thanking Bob and Michelle for their talent and hard work.

There are several photos of each competitor's turn-out and it was tough to choose which ones to include in these few pages. I try to include one of each turn out for each phase and arrange photos of horses of descending size together.

We also have great photos of our volunteers. They show how many volunteers are required to hold this event.

Dressage

Dressage entries: Row 1: Norb Nothstein driving Sammy, Rita Nothstein driving Ranger, Sheryl Thombs driving Ragtime and Curtain Call; Row 2: Sheryl Thombs driving Sioned, Karla Porter driving Rose Marie; Row 3: Al Senzamici driving Ragtime, Laura Cummings driving Olivia; Row 4: Susie Haszelbart driving Shasta, Rebecca Melody driving Sioux, Kim Henson driving Bill.




Photographs by Robert Bosko and Michelle Vierling

Cones

Cones Entries: (left to right, rows top to bottom) Rita Nothstein, Norb Nothstein, Laura Cummings, Sharyl Thombs, Karla Porter, Al Senzamici, Susie Haszelbart, Kim Henson, Rebecca Melody.



Marathon Below: Row 1, Marathon Competitors review Hazards 3 and 4; Row 2, Marathon Entries: Rita Nothstein, Norb Nothstein, Karla Porter; Row 3: Laura Cummings, Sharyl Thombs, Al Senzamici; Row 4: Rebecca Melody, Kim Henson, Susie Haszelbart.



Thank you (again) to photographers Robert Bosko and Michelle Vierling for their tireless and artful work to provide these photos.

My apologies to them for loosing track of who took which photos.
The Editor.



23 Volunteers

made this event possible. Pat, Jan, Fred, Libby, Sandy, Jewel, and Juliene are old hands at combined driving. Others are new to driving but love horses. All they got was lunch and our thanks, and they may have learned some things and made some friends.

We say THANK YOU!



Cone setters in action Sara Swearingen and Roger Tyler



Dressage judge KC Parkins-Kyle, with Scribe Sandy Clayton



Scorekeeper Pat Lamprey assisted by Juliene Pimental and Fred Wehrli



Dressage Gate Stewards Libby Stokes & Beverly Rampey



Cones Team: back row: Cone setters Tonya Rumer & Sara Swearingen, Cones Gate Stewards Bob and Heike Bartlett; front row: Judge Jan Werhli, Scribe Jewel Beach, and Cone setter Roger Tyler.



Wheel Measuring Team Margie Liliestadt and Marilyn Bosko



Cones Timers Lola Rauch and Max Tyler



Runner / Golf Cart Driver Connie Cantrell



Set-up Crew Kristie Yelenek, Roger Tyler, Max Tyler driving, and Susan Tyler, marking.



The Gazebo on the Polo Field at Salisbury Park is a very busy place at 8 am.



The volunteers at the Cones Arena are ready for business.



Striping the
Dressage Arena.

Hazard 3 Observers
Kevin Russell,
Bob and Heike Bartlett.



Awards

Geez. Mom's instructions
are even color-coded.



Sioux has a snack.



Had to squeeze in one more volunteer's photo.
Look at that Fjord Pony go!

Scores

20 Mile House Combined Driving Trials on July 16, 2017

PHASE:	DRESSAGE		CONES		MARATHON		OVERALL	
	Score	Rank	Score	Rank	Score	Rank	Score	Rank
Training Single Horse								
Susie Haszelbart	29.6	1	0	1	26.75	2	56.35	1
Kim Henson	54.4	2	0	1	26	1	80.4	2
Rebecca Melody	56.8	3	14.59	3	81.25	3	152.64	3
Training Single Small Pony or VSE								
Rita Nothstein	56	1	0	1	0	1	56	1
Karla Porter	61.8	3	0	1	6.5	2	68.3	2
Norb Nothstein	59.34	2	21.7	3	22.5	3	103.6	3
Training Pair Pony, Two Phase								
Sharyl Thombs	40.8	1	28.125	1	na	na	68.925	1
Preliminary								
Laura Cummings	53.131	2	3	1	45.735	3	101.866	1
Sharyl Thombs	64.763	3	6	2	34.1775	1	104.9405	2
Al Senzamici	37.137	1	E	E	37.7225	2		3

Scoring

For those unfamiliar with the scoring used for driving trials, driving trials are three-phase events, with each phase using a different scoring system.

In dressage, the judge scores each movement with 10 being the highest possible score for a movement. Once the score for the entire test is calculated, a “magic formula” converts the dressage score into penalty points. Since these are now penalty points, the lower the score, the better.

In cones, each knockdown gets penalty points, as does any other error. If the driver exceeds the time allowed for the course, the excess time is converted to penalty points and added to any other penalties. A “double-clean” round (within the time allowed and no knockdowns or other errors) would have zero penalty points.

In marathon, driving and course errors and exceeding the time allowed or being more than three minutes faster than the time allowed all get penalty points. Training level drivers who are within the three-minute window and who have no course errors would have zero penalty points. Drivers at all other levels will also earn penalty points for every second spent in a course obstacle, so they cannot have a zero score, but as in dressage, are after the lowest score possible.

The total penalties for all three phases of the competition determine the placings, with the lowest score earning the highest placing.

Reminders for Event Organizers:

- Guidelines for organizers, a sample budget, and reimbursement forms are available on the CDS web site. They're on the right hand side in the "Event Planning" section; click on "Files." [Or – since the web site is about to undergo some reconstruction, send an email to coloradodrivingsociety@gmail.com, and we'll get you the forms you need.]
- If your event budget is within the amount set in the annual club budget, proceed with publicity for your event. If your budget exceeds the amount allotted, contact the Event Coordinator. Keep all receipts for event expenses to submit with a final accounting of event expenses and income after the event. (For donations to the event, please submit a receipt for the value of the item and the word "Donated" written on the receipt for tax purposes. This can include a judge's fee if the judge normally charges but chooses to donate the service to CDS.)
- Submit a description of the event to the newsletter editor 2.5 months prior to the month in which the event is scheduled. Include event title, date, time, location, rain date, fees, organizer, details of the event, closing date for entries & where to send fee & registration. If applicable, also include clinician, rules, liability release, and volunteers needed. (Please send content in an email with minimal formatting. The editor will take care of the layout.)
- For help recruiting volunteers, contact the Volunteer Coordinator with a list of the positions to be filled (set-up, scribe, timer etc.) two months prior to the event
- After your event, please send results, photos and a report to the newsletter editor.
- To be reimbursed by the club for an expense you incur, you must provide a receipt and a CDS reimbursement form, available on the CDS website.

Colorado Driving Society

Board Members

Al Senzamici.....serving through 2019
 Barb Nesseserving through 2019
 Pat Lamprey.....serving through 2018
 Gary Lewmanserving through 2018
 Sandra Claytonserving through 2017
 Susan Tylerserving through 2017
 Kris Jensen.....serving through 2017

Officers

President: Al Senzamici (719) 749-2439
 Vice-President: Kris Jensen (720) 357-1145
 Treasurer: Joan Senzamici (719) 749-2439
 Secretary: Pat Lamprey (303) 429-7525

Committee Chairpersons

Education: Sandy Clayton (303) 646-3595
 Equipment: Pat Lamprey (303) 429-7525
 Event Coordinator: Pat Lamprey (303) 429-7525
 Marketing: Kristi Taylor (303) 888-2959
 Membership: Sandy Clayton (303) 646-3595
 Social Media: Al Senzamici (719) 749-2439
 Website: Al Senzamici (719) 749-2439
 Volunteer Coordinator: Susan Tyler (303) 915-9553
 Newsletter Editor: Susan Tyler (303) 915-9553

Advertisements

Driving Lines is a monthly publication of the Colorado Driving Society.

Charges for each issue Members Non-Members

Ads up to 1/8 page	Free	\$10.00
Ads up to a quarter page	Free	\$20.00
One Third page	\$ 8.00	\$25.00
One Half Page	\$12.00	\$35.00
Full Page	\$24.00	\$48.00

Charges for one year... Members Non-Members

Business Card	\$ 30.00	\$ 60.00
Quarter page	\$ 75.00	\$100.00
Half Page	\$100.00	\$140.00

A member may run a maximum of two free ads per month as described above. Each ad will run in two consecutive issues unless specified otherwise.

Please submit ads as follows:

- Send your ad by email to SusanHTyler@gmail.com
 Send the text for your ad in the email message
or attach a "Word" document.
 For a logo or pictures attach .jpg or .png files.
- Also send by US Mail
 to Susan Tyler, 755 Vista Lane, Lakewood, CO 80214
 - a check made out to *Colorado Driving Society*
 - your name and phone number
 - a paper copy of your ad
 - the ad size, frequency, and month the ad will start.

Questions? call (303) 915-9553

Please have your ads in by the 25th of the month prior to the issue in which you want your ad to appear.



Help Wanted: The Colorado Driving Society seeks two very important volunteers.

Web Master (Contact Al Senzamici.
alsenzamici@outlook.com.)

Update information on website monthly,
 add new events to calendar, post new newsletter each month.



Newsletter Editor (Contact Susan Tyler.
TwilightRider12@gmail.com.)

Begin training September 2017, take over January 2018.

Opportunity to work with the current editor
 to learn the process, learn software.

Primary purpose of the CDS newsletter is to announce
 upcoming events and report awards and photos after events.



ROCKY MOUNTAIN CARRIAGE SALES


Your Headquarters for Carriages, Harness & Accessories serving the Western United States

For the very finest Synthetic Harness & Accessories, Minis to Draft, Pleasure, Work & Competition.

All Harness measured to fit. For over 1000 items to choose from, visit our web site: rockymountaincarriagesales.com



**Linda Willis & Commander competing with her Bellcrown Minicrown
 at Garden State CDE at the Horse Park of New Jersey.**



REDUCED CARRIAGE PRICES FOR 2017

"I've had lots of carts over the years, but my Bellcrown Minicrown is my favorite. It is just phenomenal and it seems like I have millions of miles on it. I had Carriage Machine Shop customize it with a removable wedge seat, which helps me stay balanced when competing in CDEs. Many other horses have taken trial runs on this cart and it has sold itself to other drivers as a carriage of choice for its comfort and ease of handling." Linda Willis
 Ask Jack about the current reduced price for this carriage.

Contact Jack for....free consultations for evaluating
 your horse & equipment; custom sizing your horse to a
 vehicle or custom fitting a harness to your horse.
 Benefit from Jack's 30 years of experience: call
 for reasonably priced lessons and clinics.



**BIRD-IN-HAND
 CARRIAGES**



*All Harness & Carriages Amish Made in the USA
 Building Carriages for over 30 years.*

Jack Bloss, Carriage Association of America:
 Certified Level II Driver
 Rocky Mountain Carriage Sales, Berthoud, CO
 Business: 970-344-5096, Cell: 303-775-5258
 Email: jjbloss.1982@yahoo.com

**BELLCROWN
 CARRIAGES USA**




Advertisements

Bey Breze Farm Cleveland Bays



Breeding Quality Sport Horses
Boarding, Training & Instruction



(970) 663-0459

Lauralie Taubenheim
Glenn McGirr
7763 E. County Rd. 16
Loveland, CO 80537



Freedom Carriages

Specializing in Custom Built Carriages
for Competition and Pleasure
2 and 4 Wheel Designs

Joe Johnson

303.829.9089

j76johnson@gmail.com

Custom Welding and Metal Fabrication

Beautiful Cart for Sale

Built by Jack Stewart. 70 inch shafts. 42 inch wheels. 45½ inch-wide seat.



\$1800 Contact: piperlady44@gmail.com

For Sale: Beautiful Hansom Cab

Our Hansom Cab
has been driven at various parades,
grand entries and prestigious events.

This reproduction was built at the
University of Wyoming.

It is maroon and black with gold
pin-striping and gray fabric seats. The
driver sits or stands on the back perch.

It is truly fun to drive.

\$3,895.00

Contact Fred Wehrli

303-688-0553

wehrli@westernequipmentsupply.com

*The Hansom cab is a horse-drawn carriage
designed and patented in 1834 by Joseph Hansom, an
architect from York. The vehicle was developed and test-
ed by Hansom in Hinckley, Leicestershire, England.*



WCC-140 "BATMOBILE"

2012 Model for a large pony or small horse

All of the bells and whistles:

- 4 wheel disc brakes
- Turntable brake
- Cambered front and rear wheels
- Telescoping Shafts
- Package includes a separate set of wheels
with pneumatic tires and a padded,
aluminum pole.

The carriage is too large for my 13.00 pony.
It is in very good condition except for a few
small dings in the paint. You will absolutely
love the way it rides and handles.

Contact Pat Conway at

(520) 404-4139 or

patmconway@yahoo.com

Asking \$6,500.00 obo (Price reduced)

Retail is \$10,800

with an extra charge
for the pole.





INTERESTED IN CARRIAGE DRIVING ? Join us!

COLORADO DRIVING SOCIETY MEMBERSHIP/RENEWAL APPLICATION

Please print.

Name: _____ Date: _____

Address: _____

City: _____ State: _____ Zip Code: _____

Phone: _____

Home: (____) _____ Work: (____) _____ Cell: (____) _____

Email: _____

I am a member of ☐ ADS (American Driving Society); ☐ CAA (Carriage Association of America)

☐ RMCC (Rocky Mountain Carriage Club) ☐ Another Carriage Driving Club

Send my CDS newsletter ☐ by email (free) or ☐ by US mail (Add \$10 to membership fee)

How did you hear about the Colorado Driving Society? ☐ Friend ☐ Internet ☐ Website

☐ Poster/flyer ☐ Rocky Mountain Horse Expo ☐ Facebook ☐ other

☐ Please have someone call me. _____

I am interested in:

- ☐ Volunteering
- ☐ Learning to Drive
- ☐ Driving Clinics
- ☐ Picnic Drives, Fun Days
- ☐ Pleasure Driving
- ☐ Dressage for Carriage Driving
- ☐ Shows, Competitions
- ☐ Combined Driving Trials
- ☐ Marathons, Hazards, Cones
- ☐ Driving Miniature Horses, Burros, Mules, and/or Donkeys
- ☐ Other _____

Please check all that apply:

☐ \$25 Individual Membership

☐ \$30 Family Membership

☐ \$ 0 to receive newsletter by email

☐ +\$10 to receive newsletter by US mail

\$ _____ Total enclosed. Make checks payable to: *Colorado Driving Society* (Dues are for the calendar year)

Complete this form and.

Mail with check to: [Colorado Driving Society](#)
c/o Pat Lamprey
7231 Eaton Circle
Arvada, CO 80003

DRIVING LINES

Colorado Driving Society

7231 Eaton Circle

Arvada, CO 80003